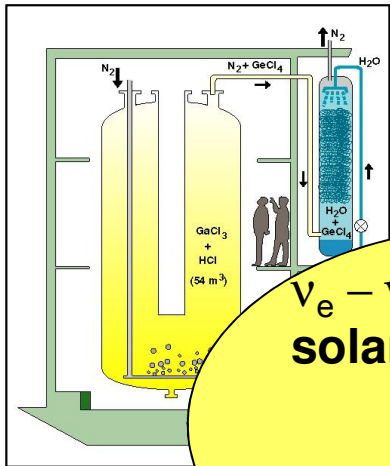


Neutrinomassen & Doppelbetazerfall

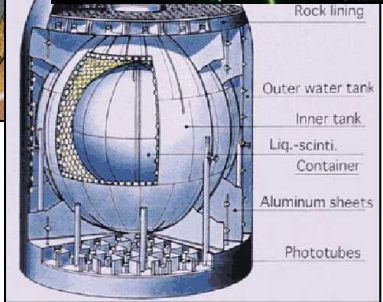

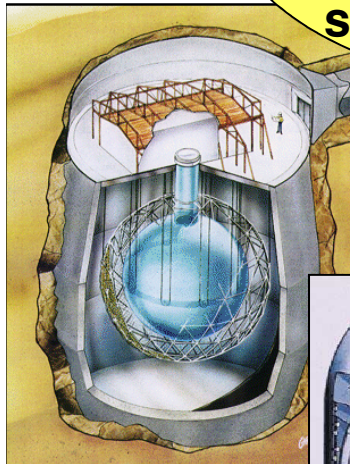
Stefan Schönert
Physik-Department, TUM
DPG Frühjahrstagung, Mainz
24-28.3.2014

Non-zero neutrino masses established through ν -oscillation experiments

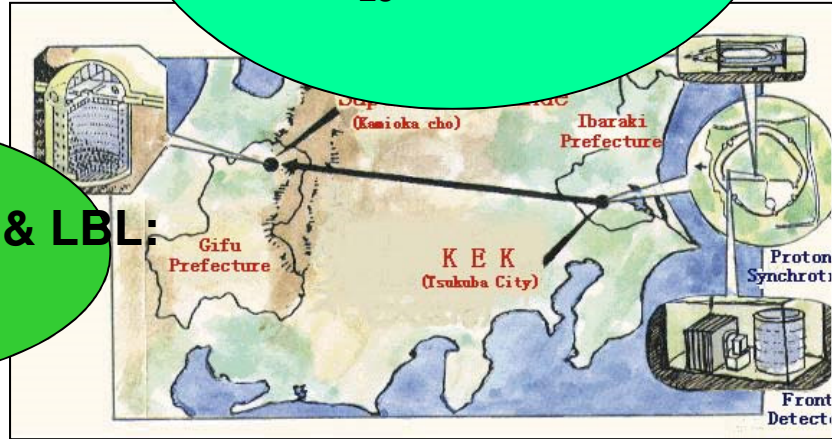


$\nu_e - \nu_{\mu,\tau}; \bar{\nu}_e - \bar{\nu}_x$
solar- and reactor- ν 's:
 $\Delta m^2 \sim 7.5 \cdot 10^{-5} \text{ eV}^2$
 $\sin^2 \theta_{12} \sim 0.3$

$\nu_\mu - \nu_\tau$
**atmospheric- and LBL
 accelerator- ν 's:**
 $\Delta m^2 \sim 2.4 \cdot 10^{-3} \text{ eV}^2$
 $\sin^2 \theta_{23} \sim 0.43$

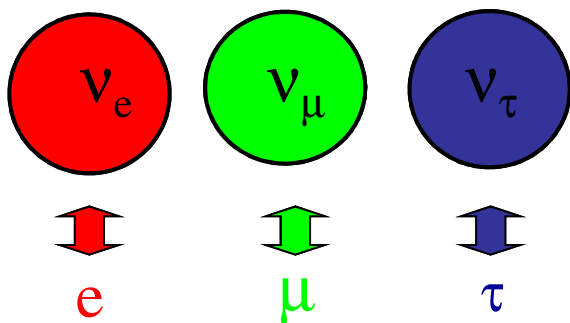


$\bar{\nu}_e - \bar{\nu}_x$
reactor- ν 's & LBL:
 $\sin^2 \theta_{13} \sim 0.023$

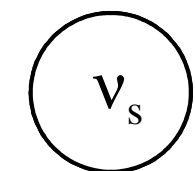


Neutrino flavors & mass eigenstates

Production/detection:
Flavor neutrino states

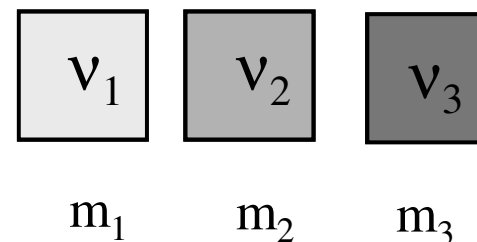


Eigenstates of the
CC weak interactions



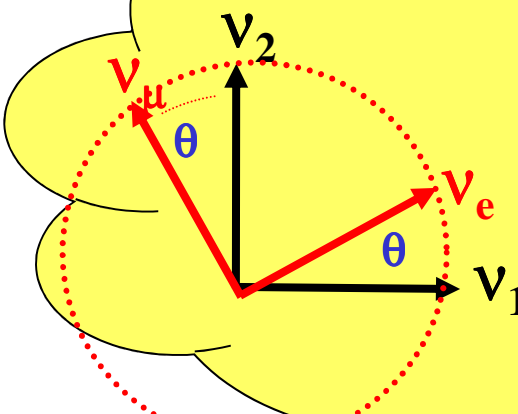
Sterile neutrinos?

Propagation:
Mass eigenstates



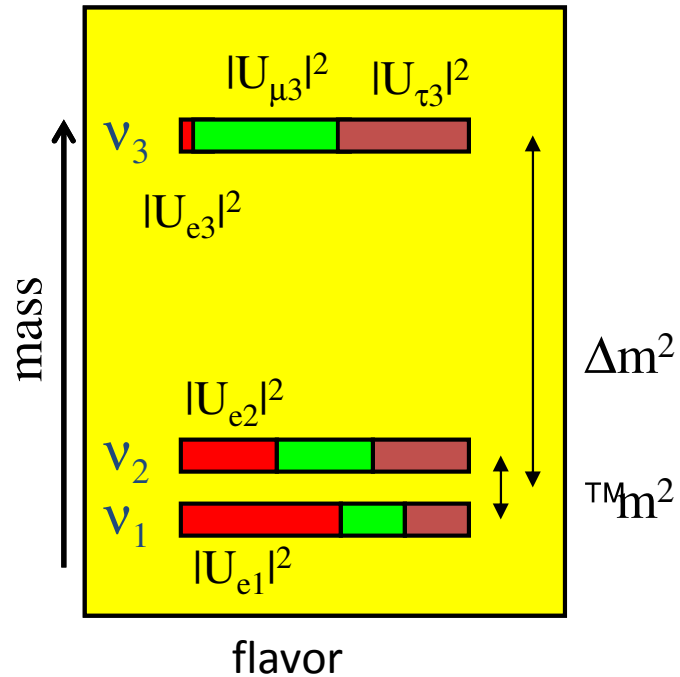
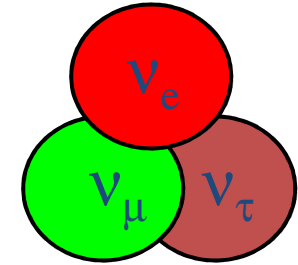
**Pontecorvo-Maki-Nagakawa-Sakata
(PMNS)**

Example: 2 flavor mixing



$$\begin{pmatrix} \nu_e \\ \nu_\mu \end{pmatrix} = \begin{pmatrix} \cos\theta & \sin\theta \\ -\sin\theta & \cos\theta \end{pmatrix} \begin{pmatrix} \nu_1 \\ \nu_2 \end{pmatrix}$$

Neutrino mixing



Normal mass hierarchy

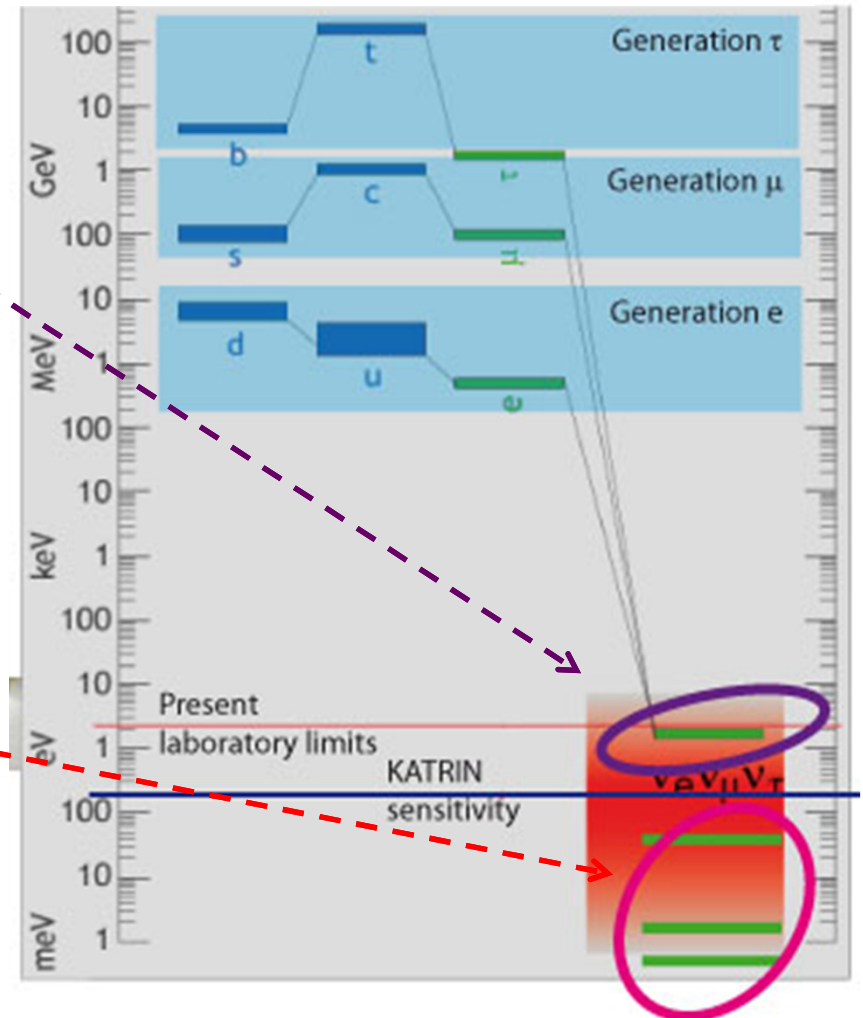
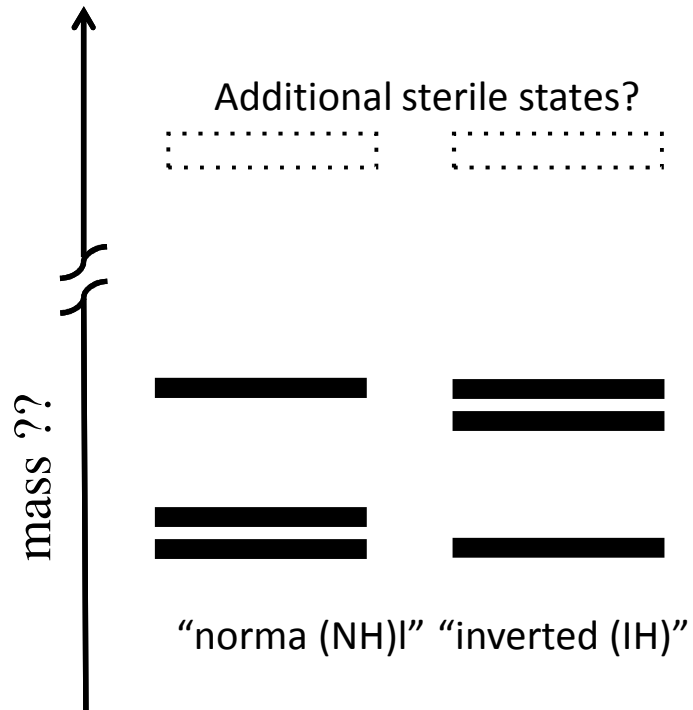
$$\Delta m^2 = m^2_3 - (m^2_1 + m^2_2)/2$$

$$m^2 = m^2_2 - m^2_1$$

Mixing matrix:

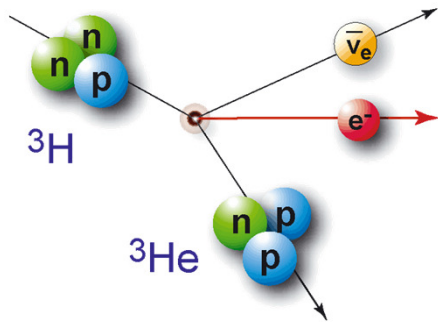
$$\begin{pmatrix} \nu_e \\ \nu_\mu \\ \nu_\tau \end{pmatrix} = U_{\text{PMNS}} \begin{pmatrix} \nu_1 \\ \nu_2 \\ \nu_3 \end{pmatrix}$$

What is the mass scale? Which ordering?



ν -mass observables

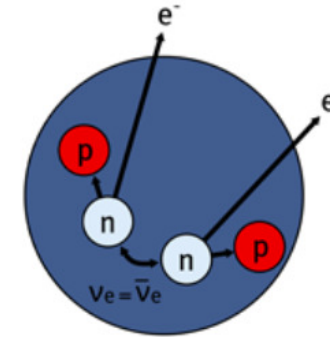
β -decay



$$m_\beta = \sqrt{\sum_i |U_{ei}|^2 \cdot m_i^2}$$

(Dirac or Majorana)

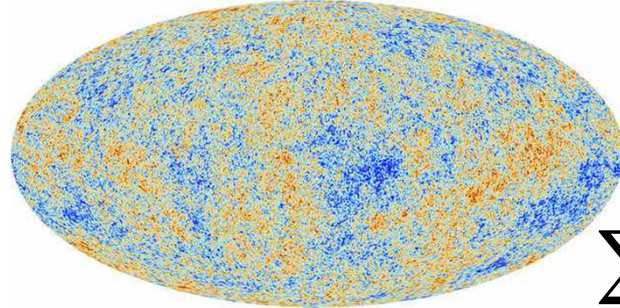
$0\nu\beta\beta$ -decay



$$m_{\beta\beta} = \left| \sum_i U_{ei}^2 m_i \right|$$

(Majorana)

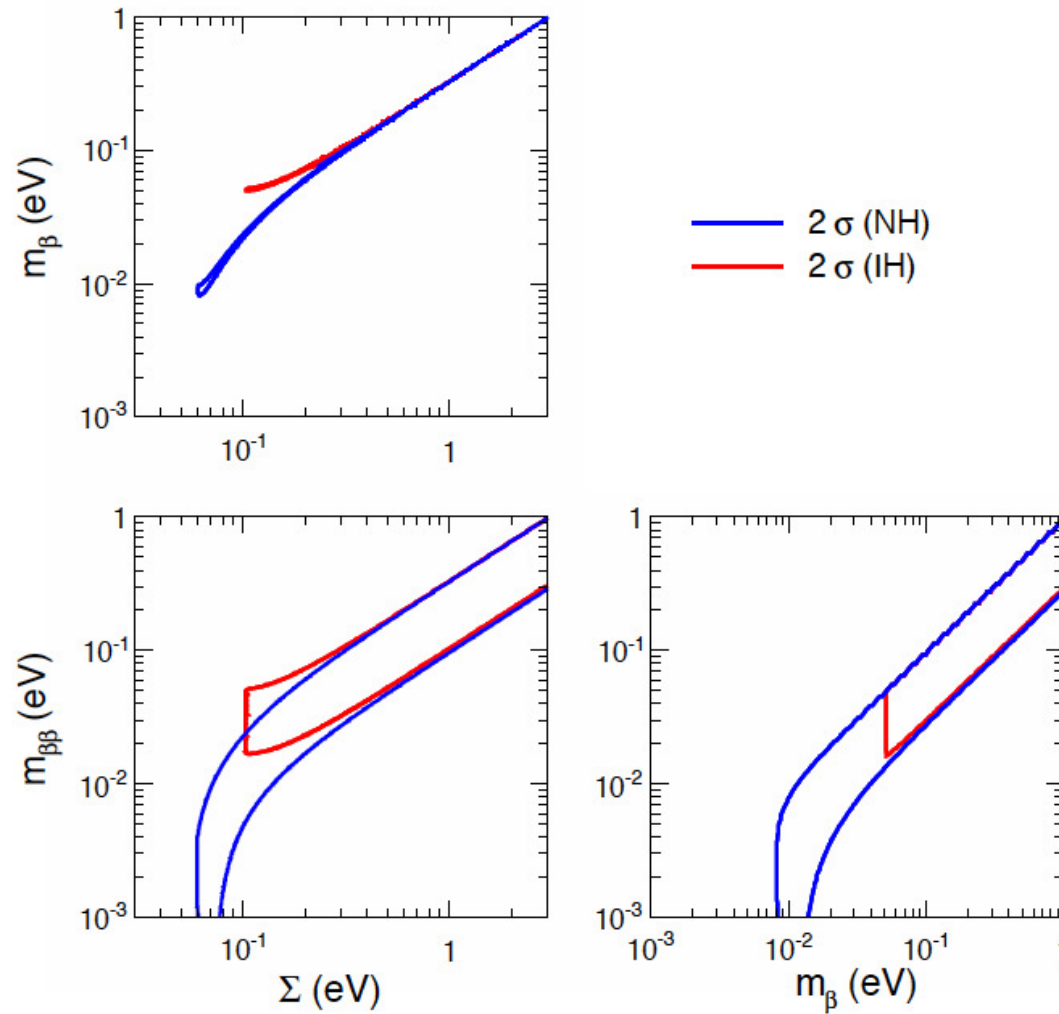
Cosmology



$$\sum_i m_i$$

Very recent: Hint for 0.4 eV sterile ν 's from cosmological data? PRL 112 051303; 051302.

Predictions from oscillation experiments for mass observables



E. Lisi et al.

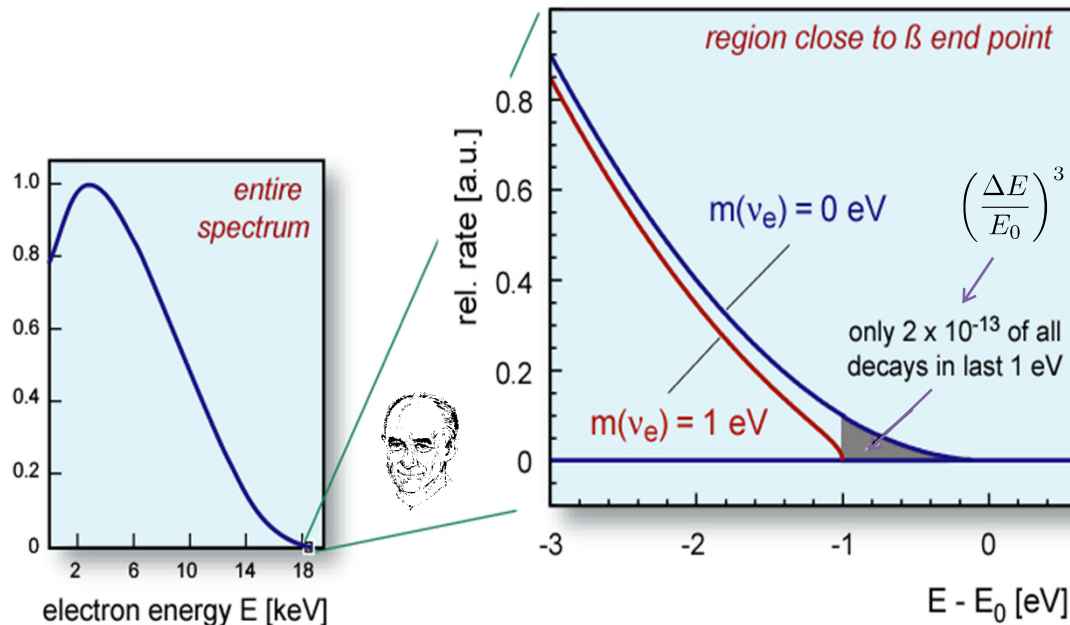
β -decay – Fermi theory & ν -mass

β -decay kinematics close to endpoint E_0 : model independent measurement of $m(\nu_e)$, based solely on kinematic parameters & energy conservation

$$\frac{d\Gamma_i}{dE} = C \cdot p \cdot (E + m_e) \cdot (E_0 - E) \cdot \sqrt{(E_0 - E)^2 - m_i^2} \cdot F(E, Z) \cdot \theta(E_0 - E - m_i)$$

observable $m^2(\nu_e)$:
effective electron- ν -mass

$$m(\nu_e) = \sqrt{\sum_{i=1}^3 |U_{ei}|^2 \cdot m_i^2}$$




key requirements:

- low endpoint β source
- high count rate
- high energy resolution
- extremely low background

- small modifications by final states, radiative & recoil corrections

The Karlsruhe Tritium Neutrino Experiment

Sensitivity on $m(\nu_e)$:
 $2 \text{ eV}/c^2 \rightarrow 0.2 \text{ eV}/c^2$



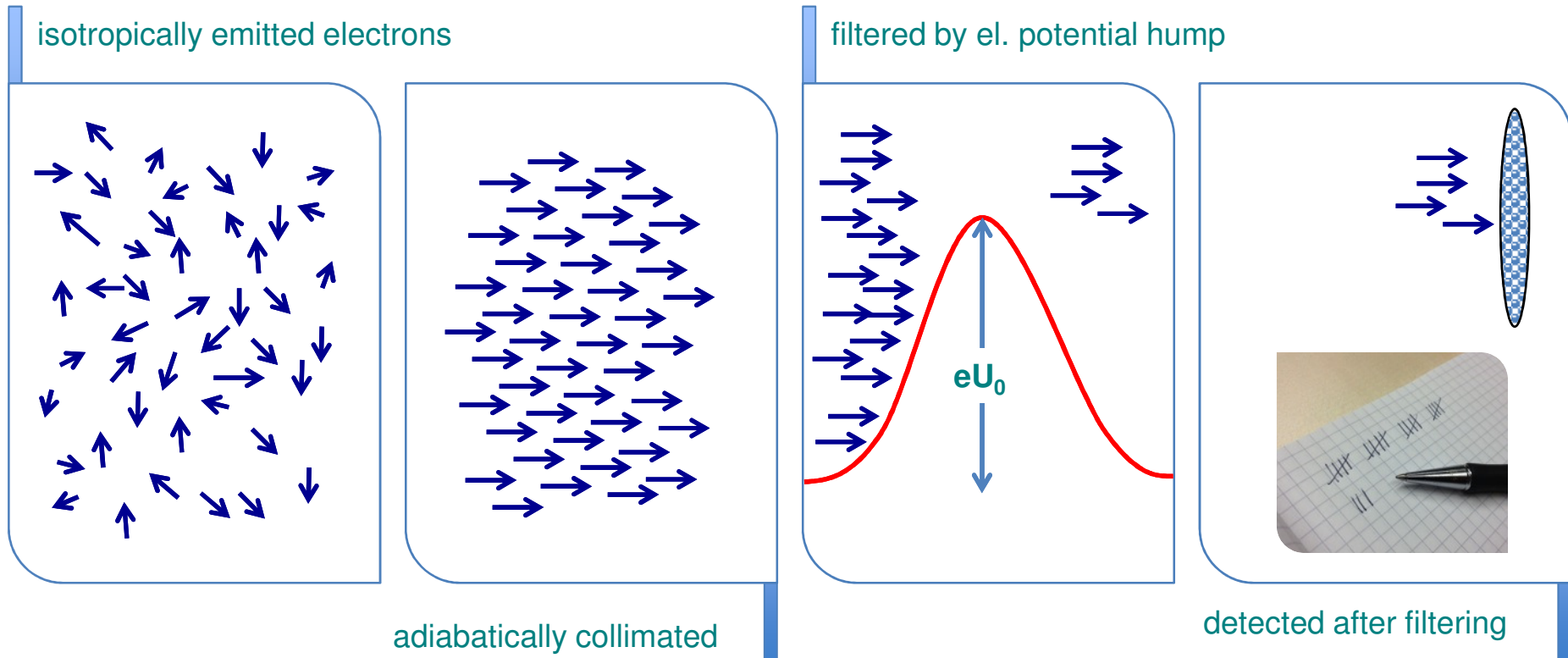
- The KATRIN collaboration is based on strong international (US, CZ, RUS, UK) & national partners with unique expertise in many key technological areas
- Uniting the world-wide expertise in tritium β -decay



The MAC-E filter

Magnetic Adiabatic Collimation
with *Electrostatic Filter*

A. Picard et al., NIM B 63 (1992)

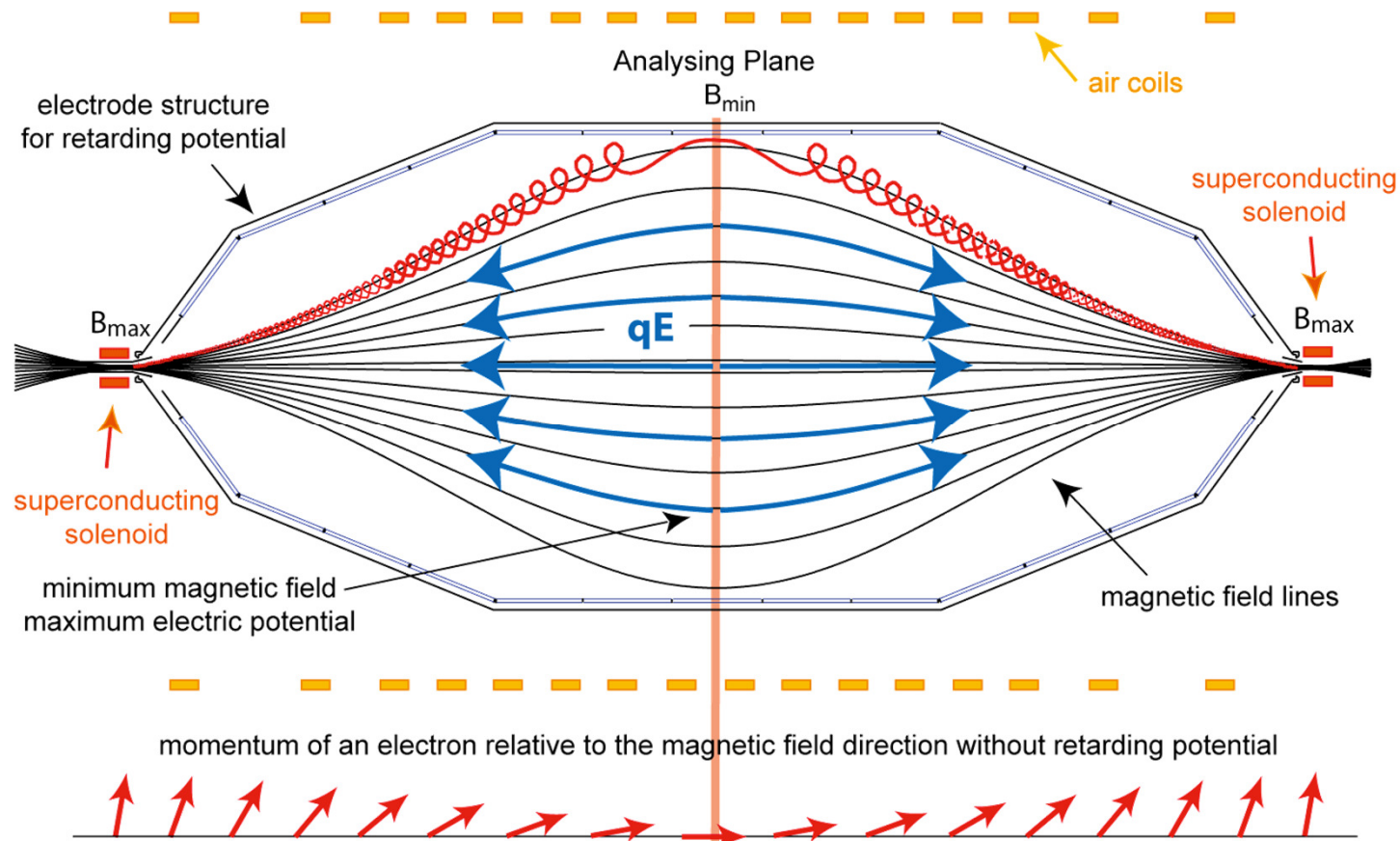


- collimation: adiabatic transport: $\mu = E_{\perp} / B = \text{const}$, thus $E_{\perp} \rightarrow E_{\parallel}$ from B_{max} to B_{min}
- energy analysis: transmission condition: $E_{\parallel} > eU_0$ (retarding potential)
→ **high-pass energy filter** with a sharp transmission function, no tails!
- energy resolution: $\Delta E = E \cdot B_{\text{min}} / B_{\text{max}} = 18.6 \text{ keV} \cdot 0.3 \text{ mT} / 6 \text{ T} = 0.93 \text{ eV}$

The MAC-E filter

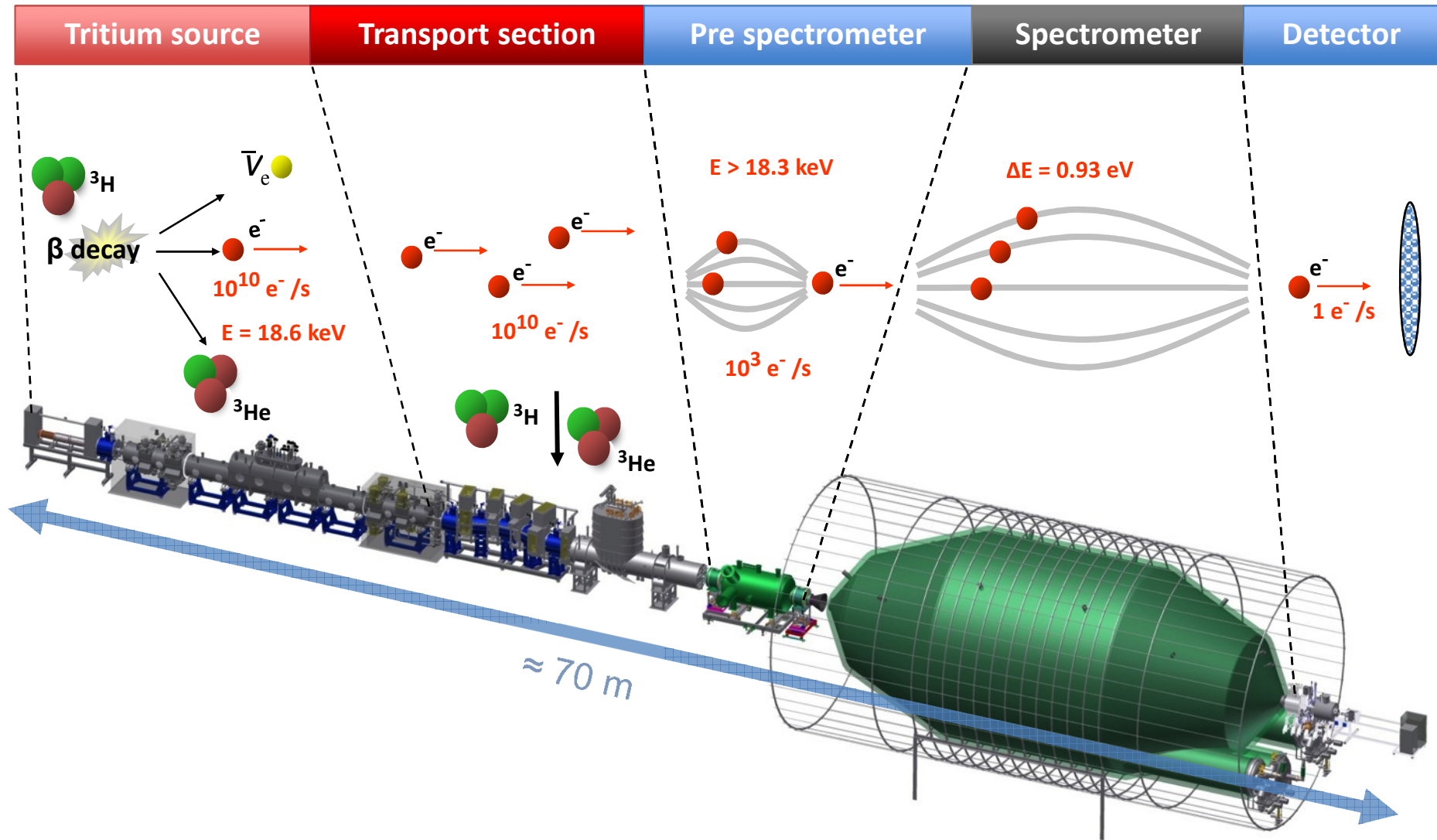
Magnetic Adiabatic Collimation with Electrostatic Filter

A. Picard et al., NIM B 63 (1992)



- collimation: adiabatic transport: $\mu = E_{\perp} / B = \text{const}$, thus $E_{\perp} \rightarrow E_{\parallel}$ from B_{\max} to B_{\min}
- energy analysis: transmission condition: $E_{\parallel} > eU_0$ (retarding potential)
 → **high-pass energy filter** with a sharp transmission function, no tails!
- energy resolution: $\Delta E = E \cdot B_{\min} / B_{\max} = 18.6 \text{ keV} \cdot 0.3 \text{ mT} / 6 \text{ T} = 0.93 \text{ eV}$

The KATRIN Setup - Overview



Windowless Gaseous Tritium Source WGTS

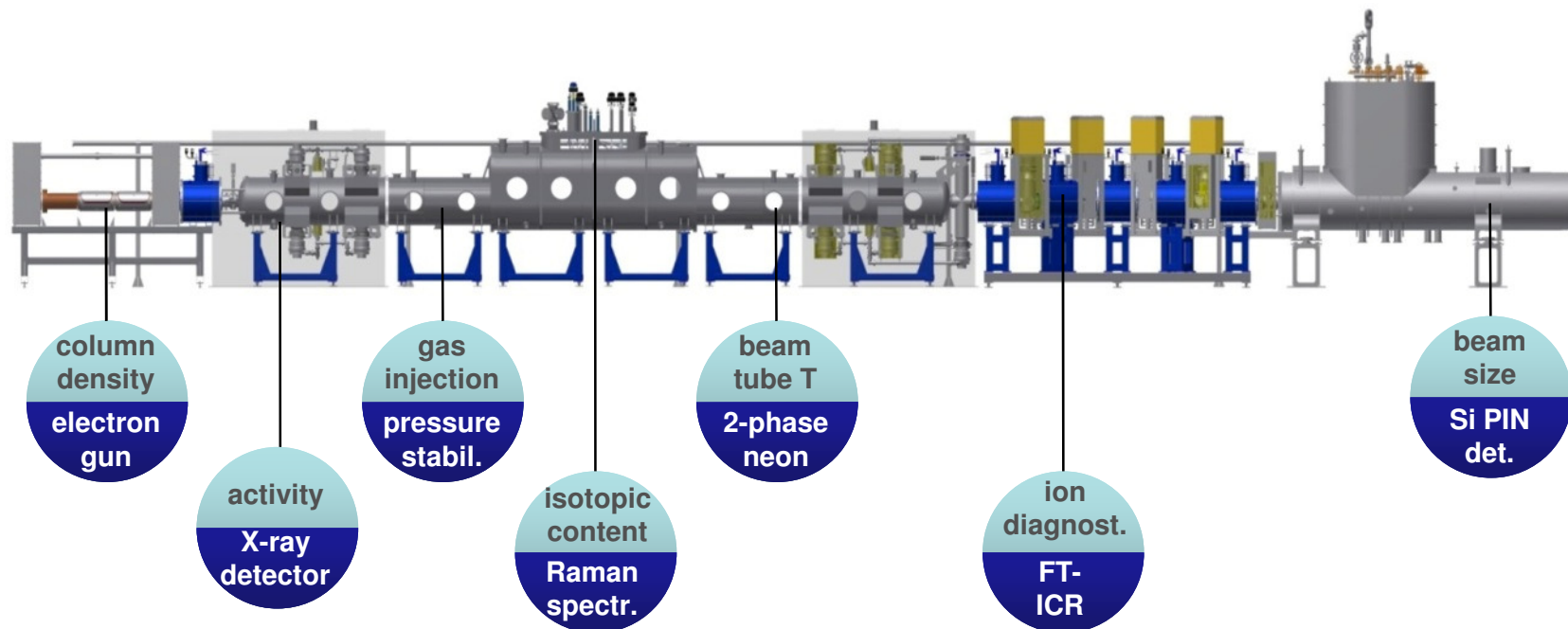
Source systematics

challenge


reduce source systematics by **> factor 10** compared to previous experiments

technological development

monitoring & control of all relevant parameters with unprecedented precision & accuracy



KATRIN Main Spectrometer



Main Spectrometer:

- MAC-E Filter principle → precise energy analysis
- Vacuum vessel on retarding potential
- high resolution: $\Delta E = 0.93 \text{ eV}$

$$\Delta E/E_0 = B_{min}/B_{max} = 1/20000$$

- □ 10 m, length 23 m
 - volume: 1240 m³, inner surface: 690 m²

Background Reduction:

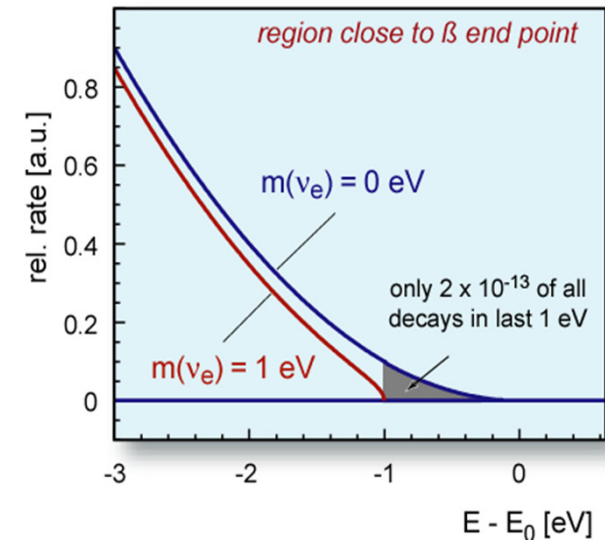
- ultra high vacuum (UHV): $p < 10^{-11} \text{ mbar}$
- cosmic ray induced background
→ counter measure: wire electrode
- Radon decay induced background
→ counter measure: LN2 baffle
- active methods to prevent particle storage

precision filter - scanning

variable retarding potential

$U_0 = -18.4 \dots -18.6 \text{ kV}$

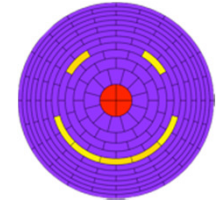
$\Delta E \sim 0.93 \text{ eV}$ (100% transmission)



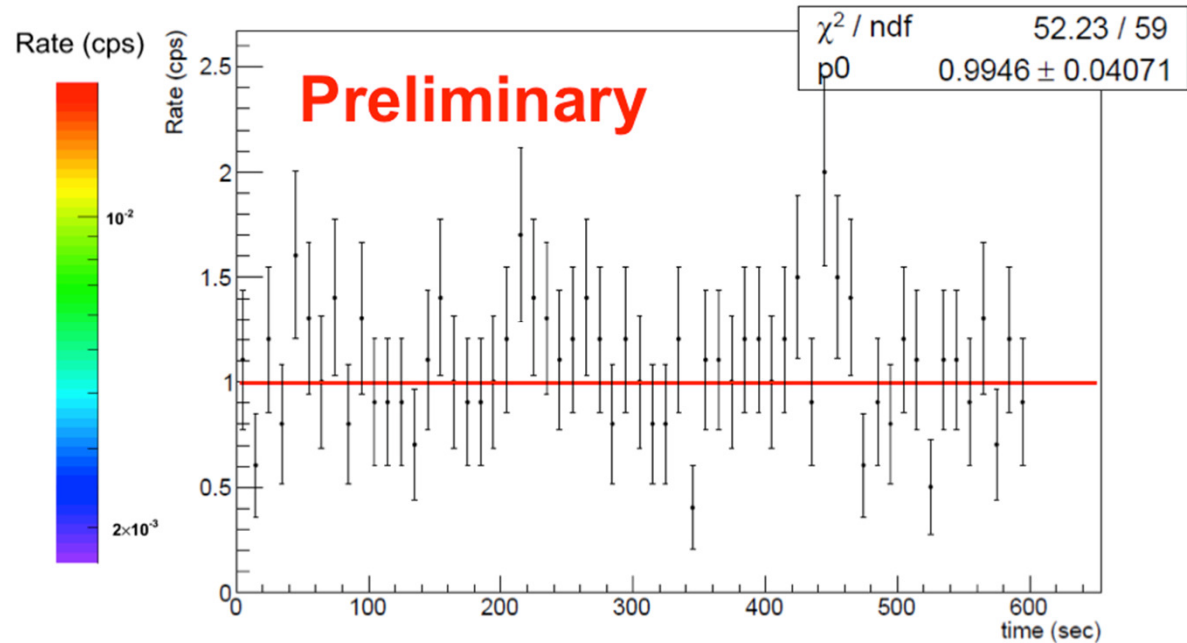
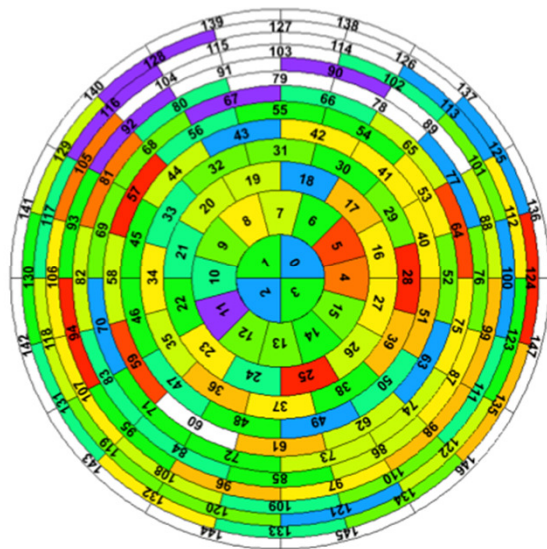
KATRIN Main Spectrometer Measurements

first data – first 10 minutes after applying high voltage

- no Penning traps
- background reduction by magnetic shielding: $> \text{factor } 10^4$



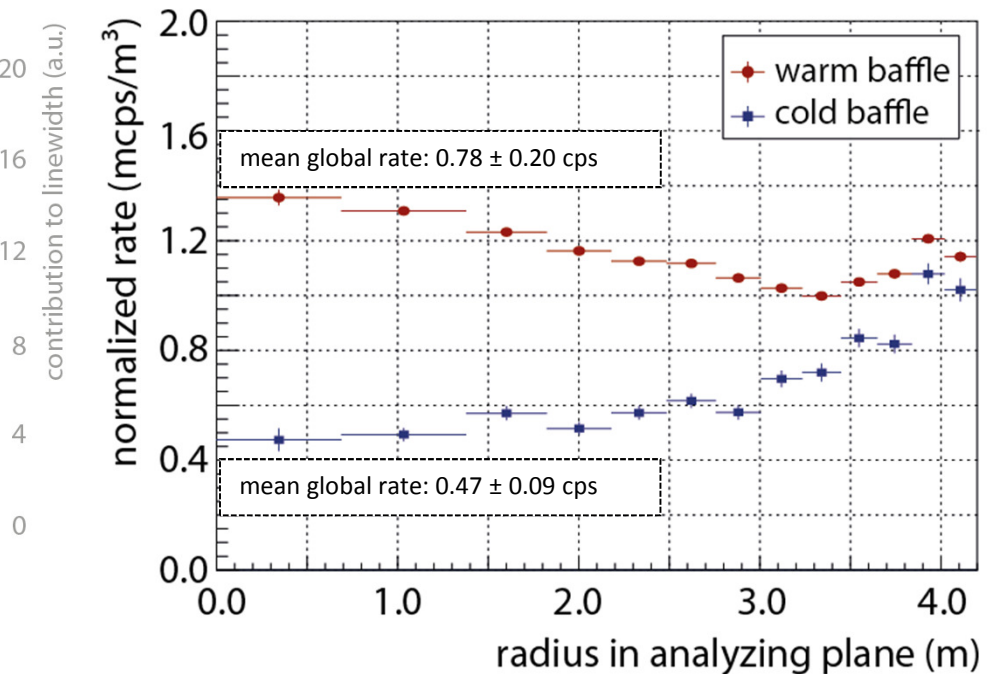
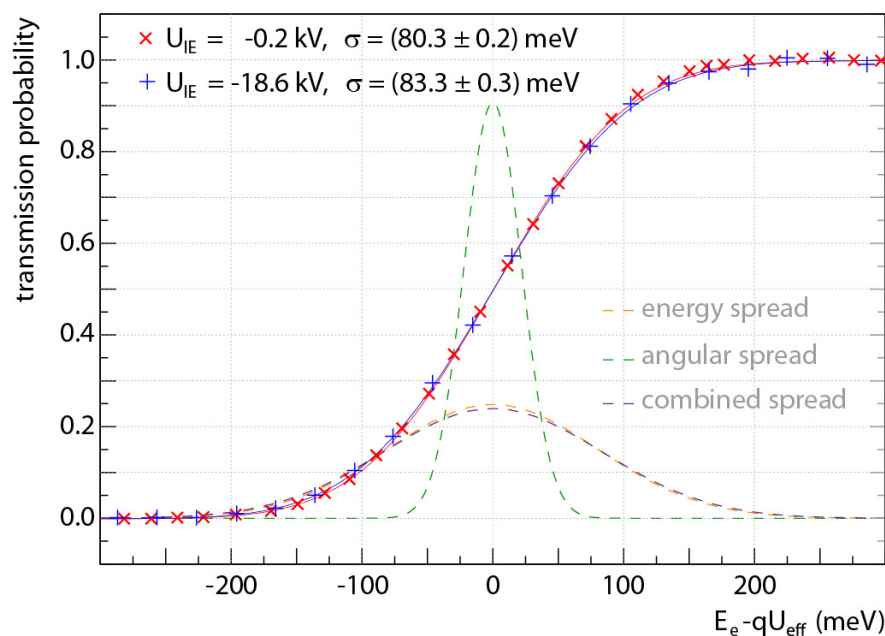
event rate, ROI



KATRIN Main Spectrometer Measurements


detailed transmission and background studies

- sharpest transmission function ever measured with MAC-E filter
- background from $^{219}\text{Rn}/^{220}\text{Rn}$ emanation eliminated



- will be improved during 2014 commissioning runs

KATRIN Schedule

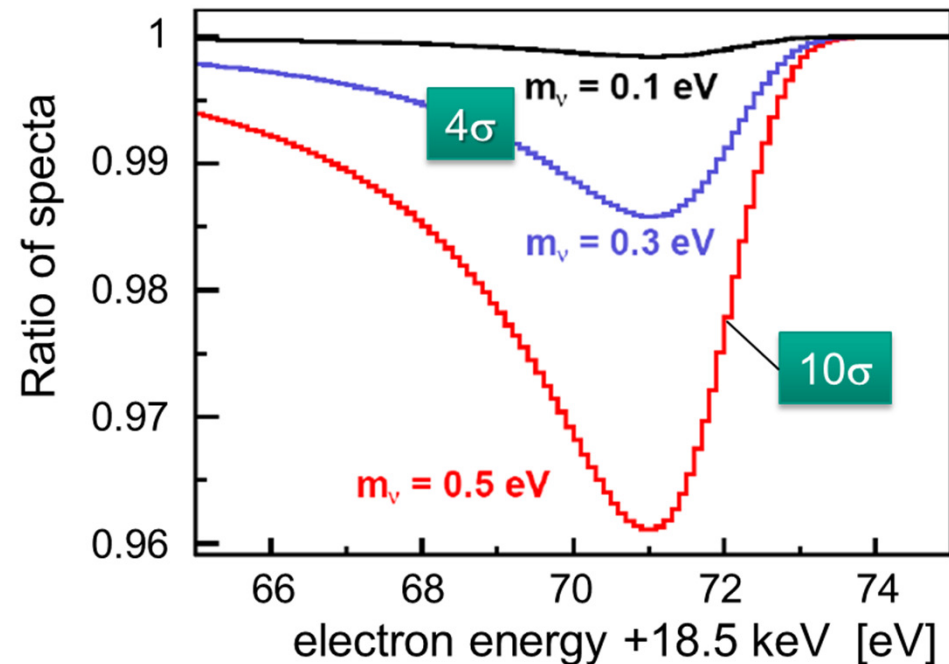


- spectrometer upgrade for 0.01 cps Q1/2015
- tritium retention units DPS and CPS functional Q2/2015
- tritium source WGTS final mounting completed mid-2015
- spectrometer upgrade completed Q3/2015
- all source elements & tritium loops integrated Q4/2015
- first tritium in source, ramp up to nominal ρd Q1-Q2/2016
- **first tritium data with entire beam line** **mid-2016**


KATRIN Neutrino Mass Analysis

continuous data taking 2016-2021

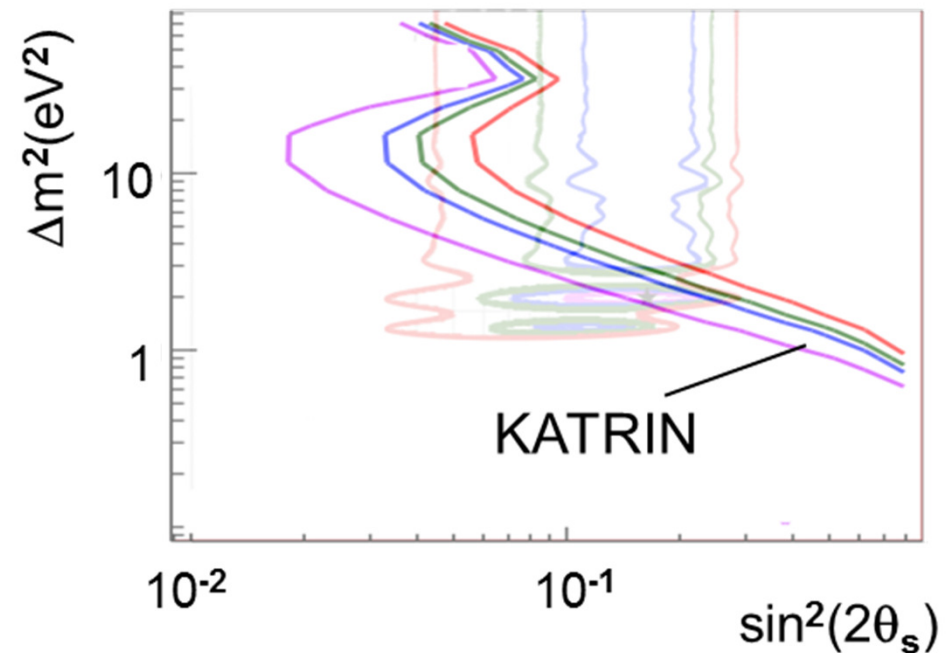
- study of source systematics, 3D model of source
- publish sub-eV sensitivity results after first few months of data taking
- **publish high-sensitivity neutrino mass result based on 3 years of data taking (2019)**



KATRIN Search for New Physics

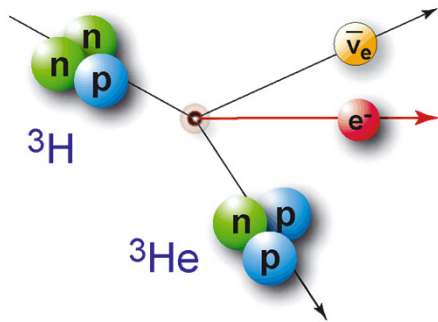


- search for light sterile ν' s (eV-scale, reactor anomaly)
- explore techniques for keV-mass sterile ν' s (WDM)
- RH currents
- violation of Lorentz symmetry



ν -mass observables

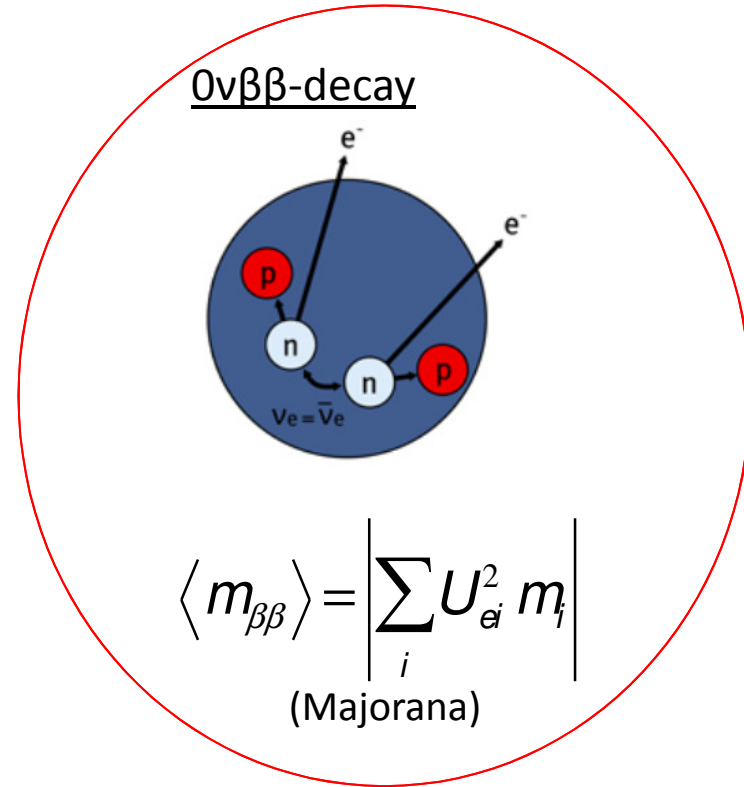
β -decay



$$m_\beta = \sqrt{\sum_i |U_{ei}|^2 \cdot m_i^2}$$

(Dirac or Majorana)

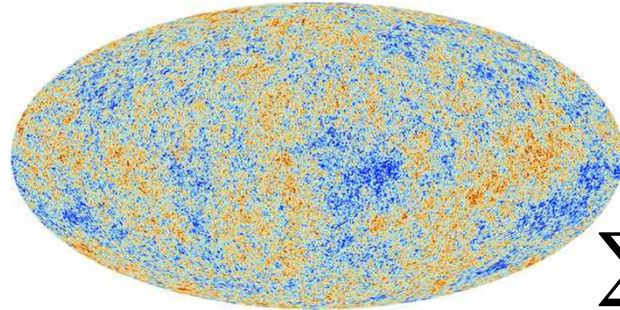
$0\nu\beta\beta$ -decay



$$\langle m_{\beta\beta} \rangle = \left| \sum_i U_{ei}^2 m_i \right|$$

(Majorana)

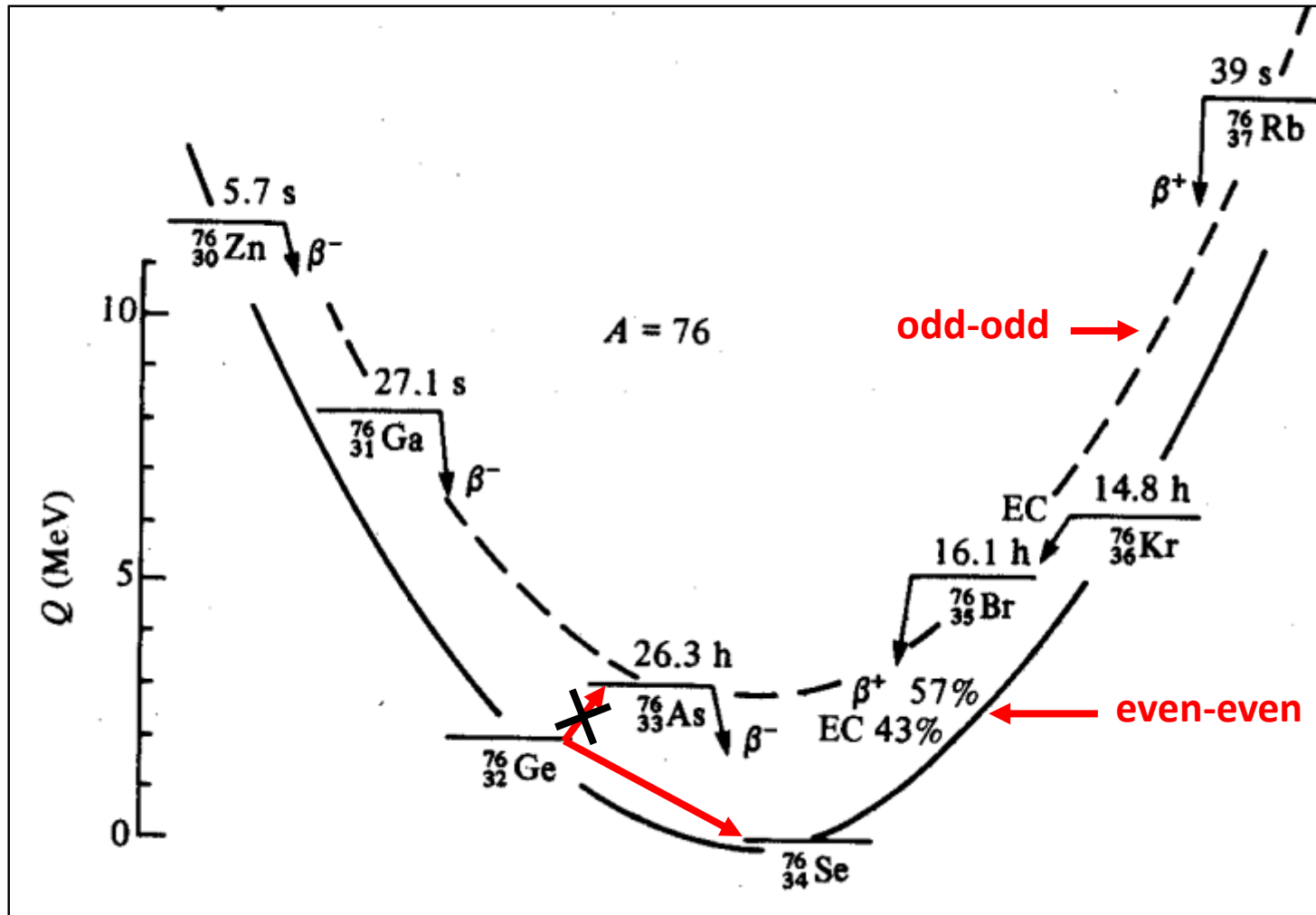
Cosmology



$$\sum_i m_i$$

Very recent: Hint for 0.4 eV sterile ν 's from cosmological data? PRL 112 051303; 051302.

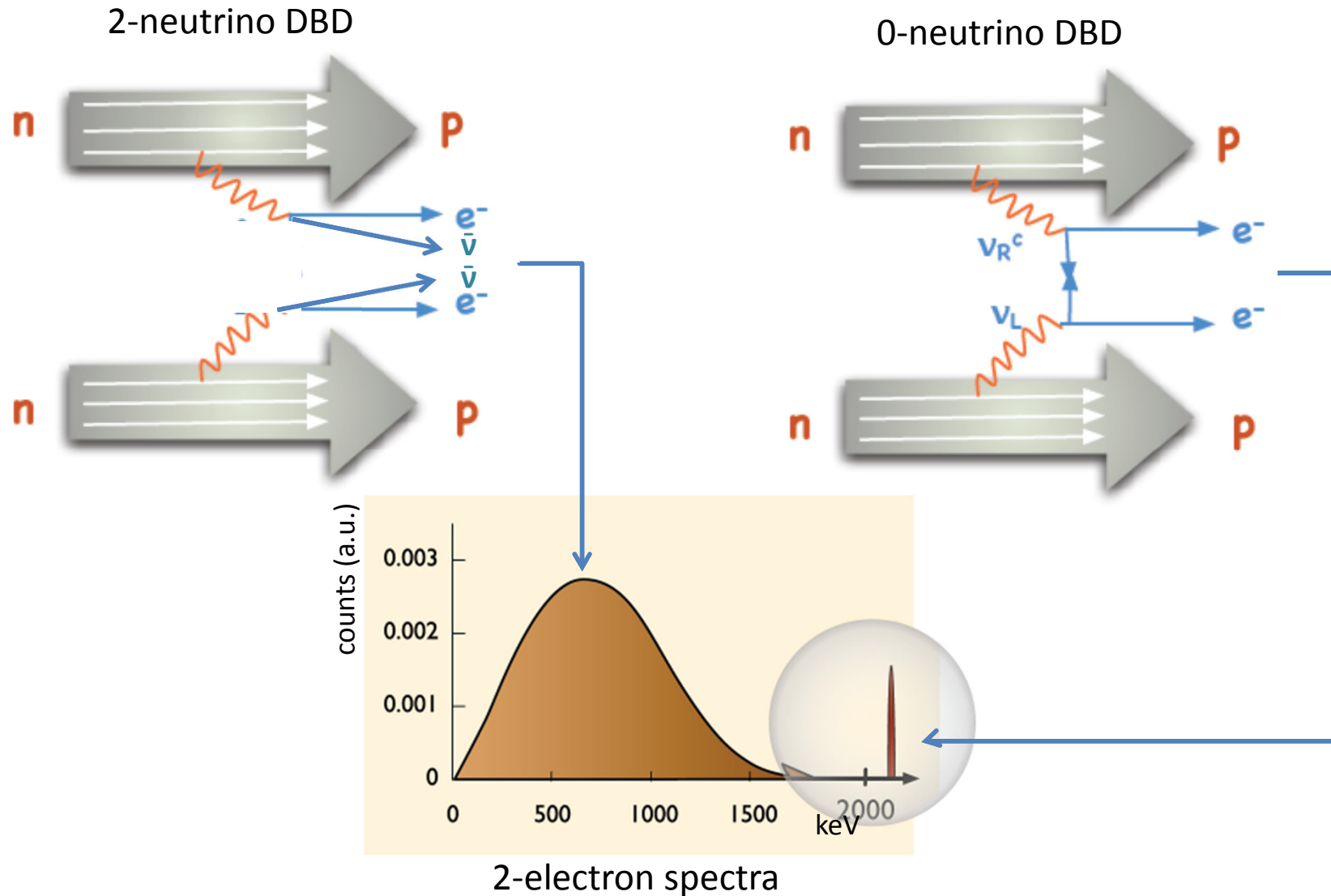
Double beta decay



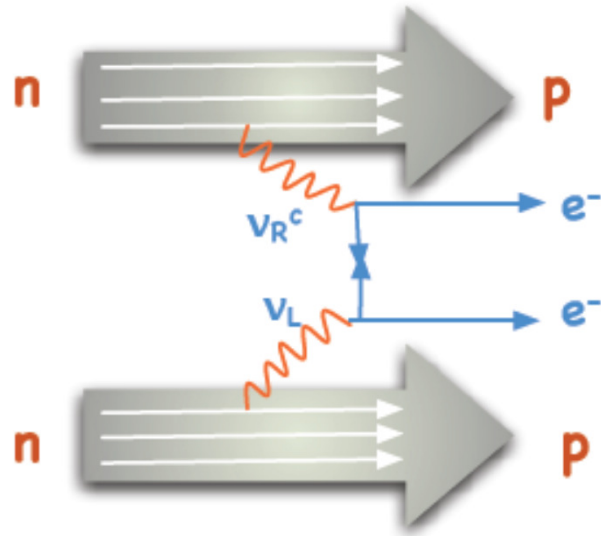
$Q_{\beta\beta} = (2039.061 \pm 0.007) \text{ keV}$ B. J. Mount et al., Phys.Rev. 401 C81, 032501 (2010)



$2\nu\beta\beta$ vs $0\nu\beta\beta$ decay



$0\nu\beta\beta$ decay and neutrino mass



Expected decay rate:

$$(T_{1/2}^{0\nu})^{-1} = G^{0\nu}(Q, Z) |M^{0\nu}|^2 \langle m_{ee} \rangle^2$$

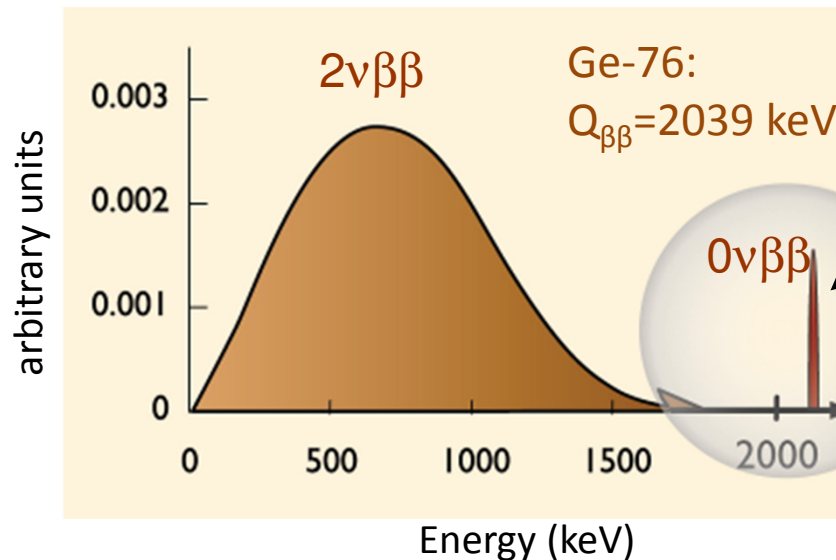
Phase space integral

Nuclear matrix element

$$\langle m_{ee} \rangle = \left| \sum_i U_{ei}^2 m_i \right|$$

Effective neutrino mass

U_{ei} Elements of (complex) PMNS mixing matrix



Experimental signatures:

- peak at $Q_{\beta\beta} = m(A, Z) - m(A, Z+2)$
- two electrons from vertex

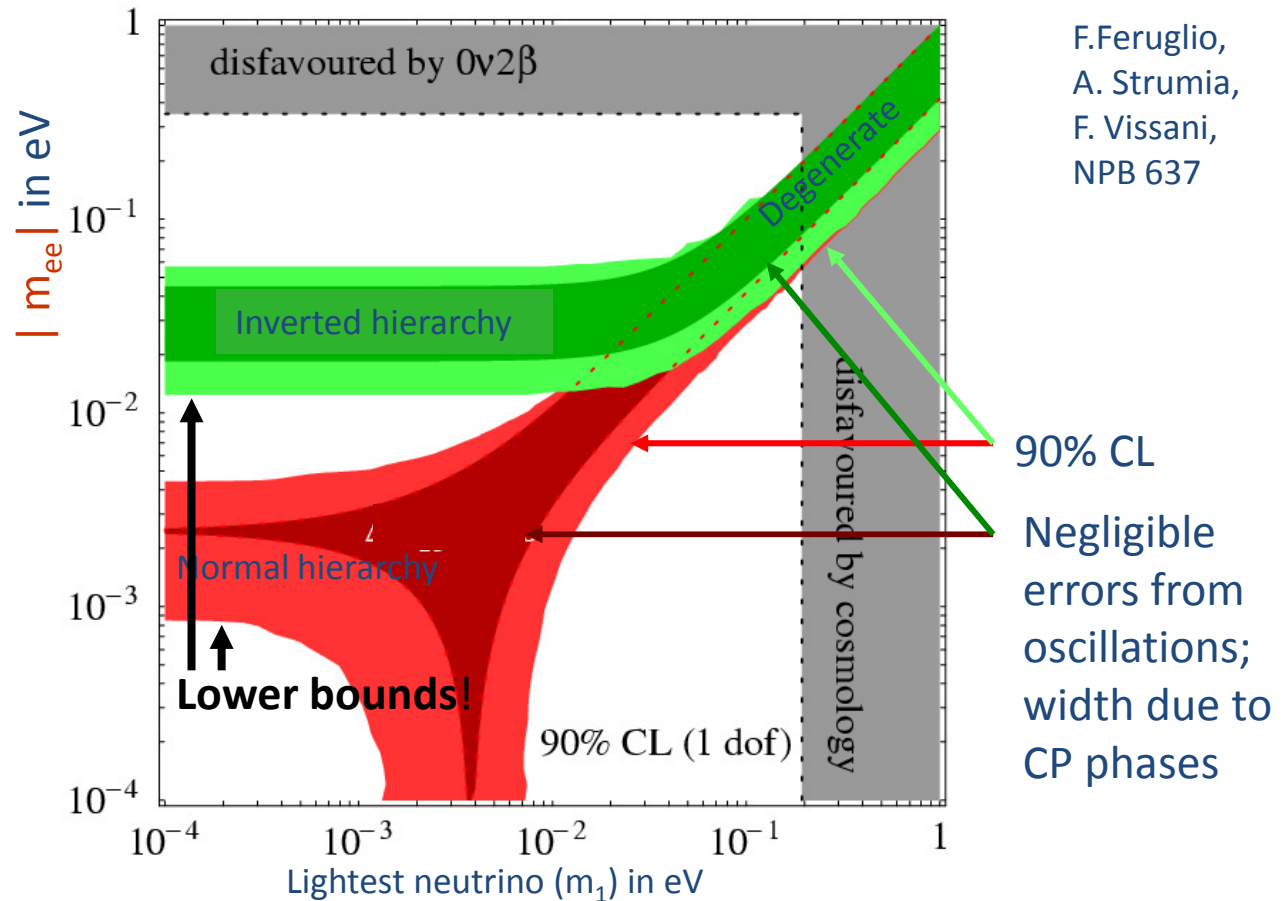
Discovery would imply:

- lepton number violation $\Delta L = 2$
- ν 's have Majorana character
- mass scale & hierarchy
- physics beyond the standard model

$0\nu\beta\beta$: Range of m_{ee} derived from solar and atmospheric oscillation experiments

$$m_{ee} = f(m_1, \underbrace{\delta m_{sol}^2, \Delta m_{atm}^2, \theta_{12}, \theta_{13}, \alpha-\beta}_{\text{from oscillation experiments}})$$

$$\langle m_{ee} \rangle = \left| \sum_i U_{ei}^2 m_i \right|$$



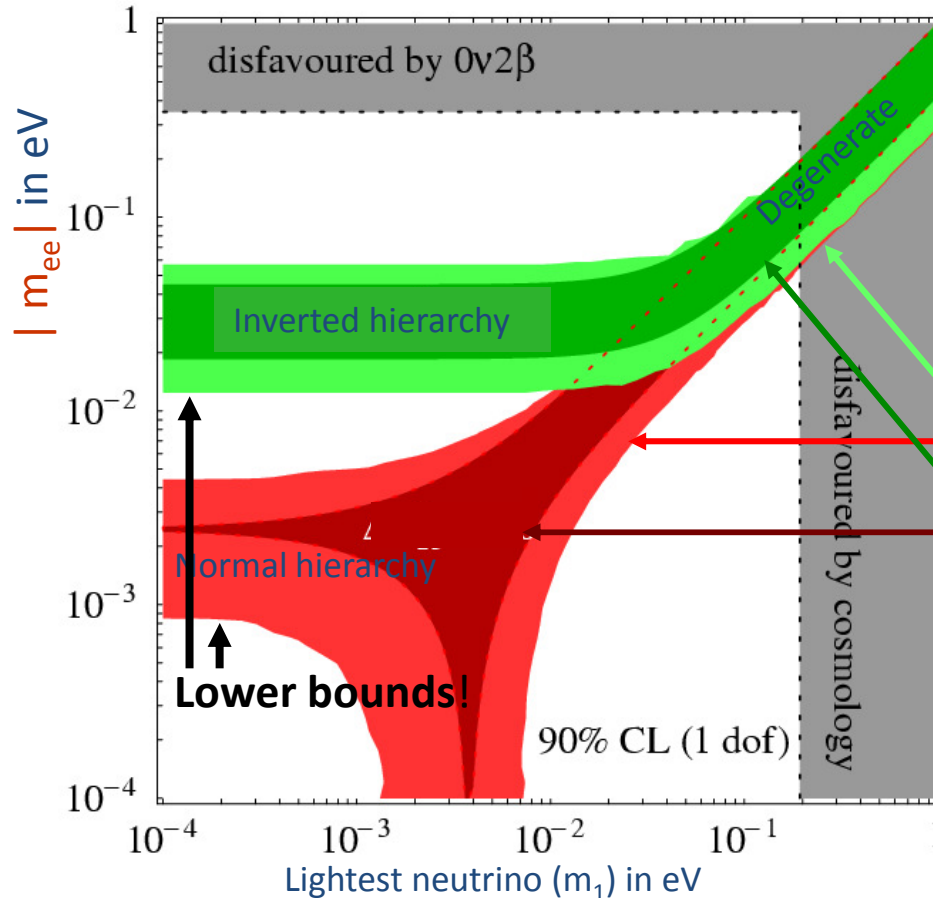
$0\nu\beta\beta$: Range of m_{ee} derived from solar and atmospheric oscillation experiments

$$m_{ee} = f(m_1, \underbrace{\delta m^2, \Delta m^2, \theta_{12}, \theta_{13}, \alpha-\beta}_{\text{from oscillation experiments}})$$

KDKC claim:
0.44 eV



Goal of next generation experiments:
~10 meV

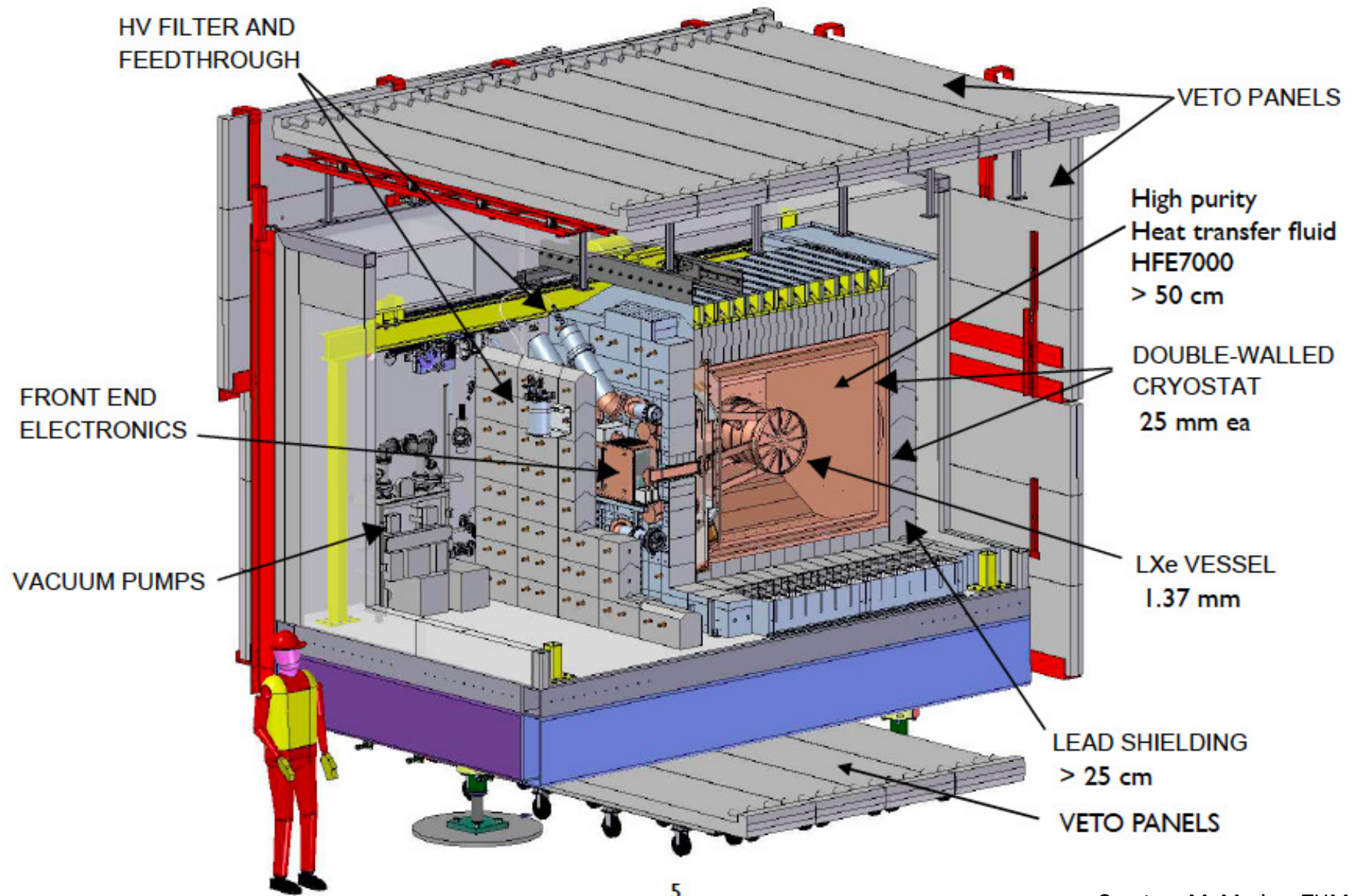


F.Feruglio,
A. Strumia,
F. Vissani,
NPB 637

90% CL

Negligible errors from oscillations; width due to CP phases

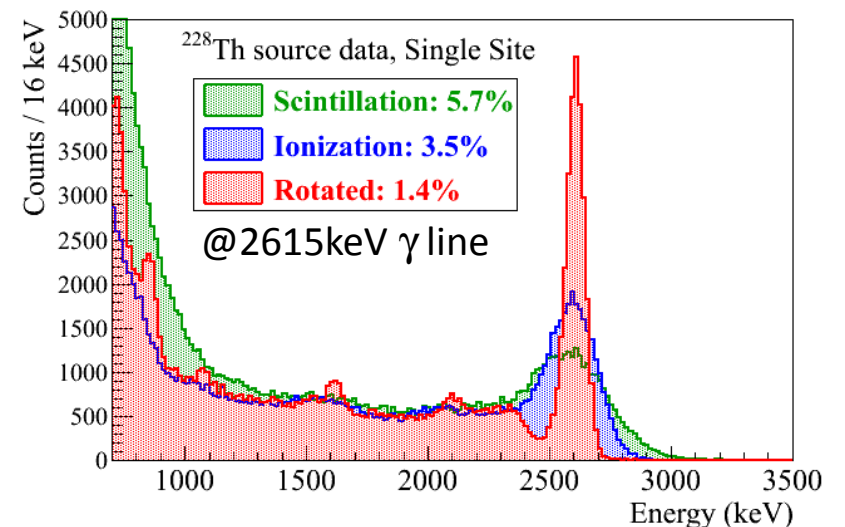
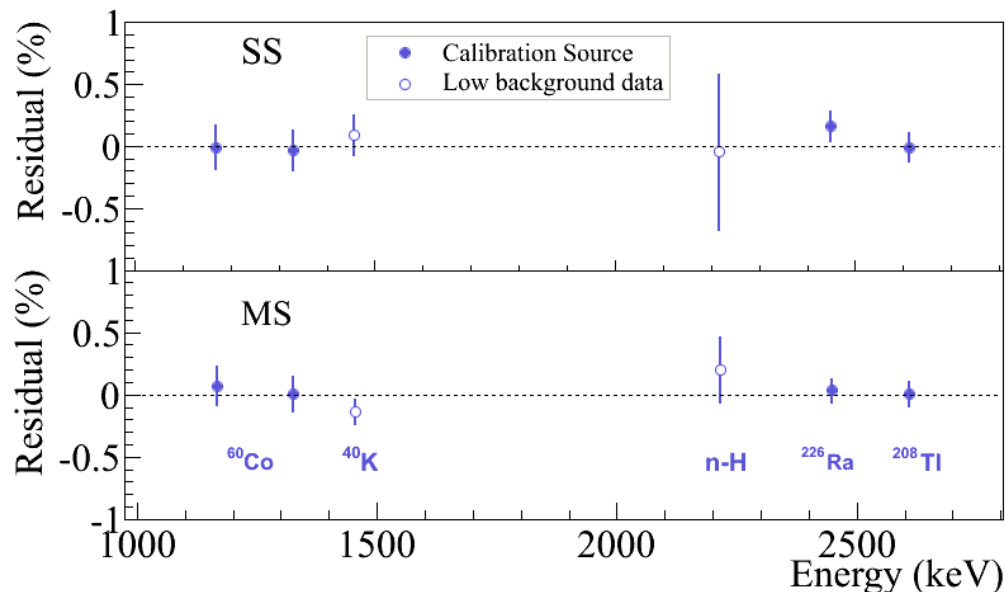
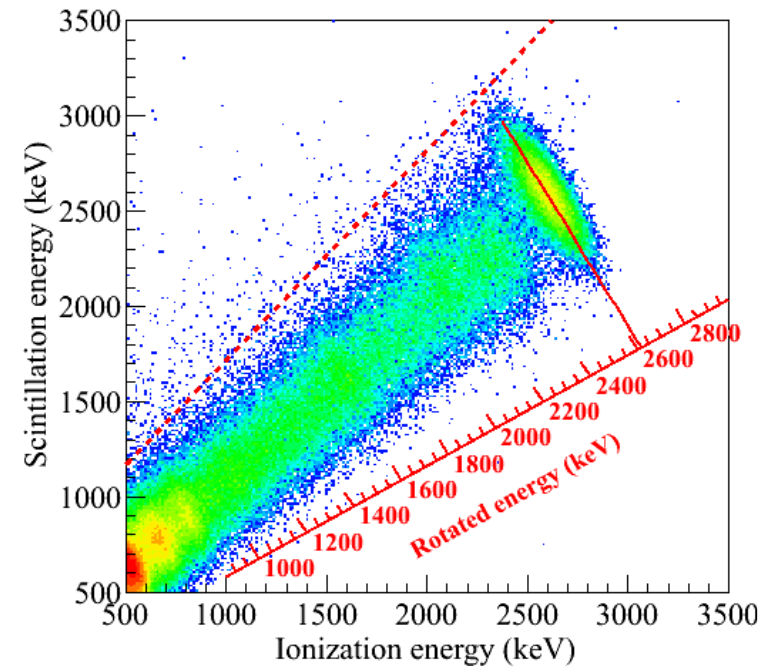
New results from EXO-200 (^{136}Xe)



Courtesy M. Marino, TUM

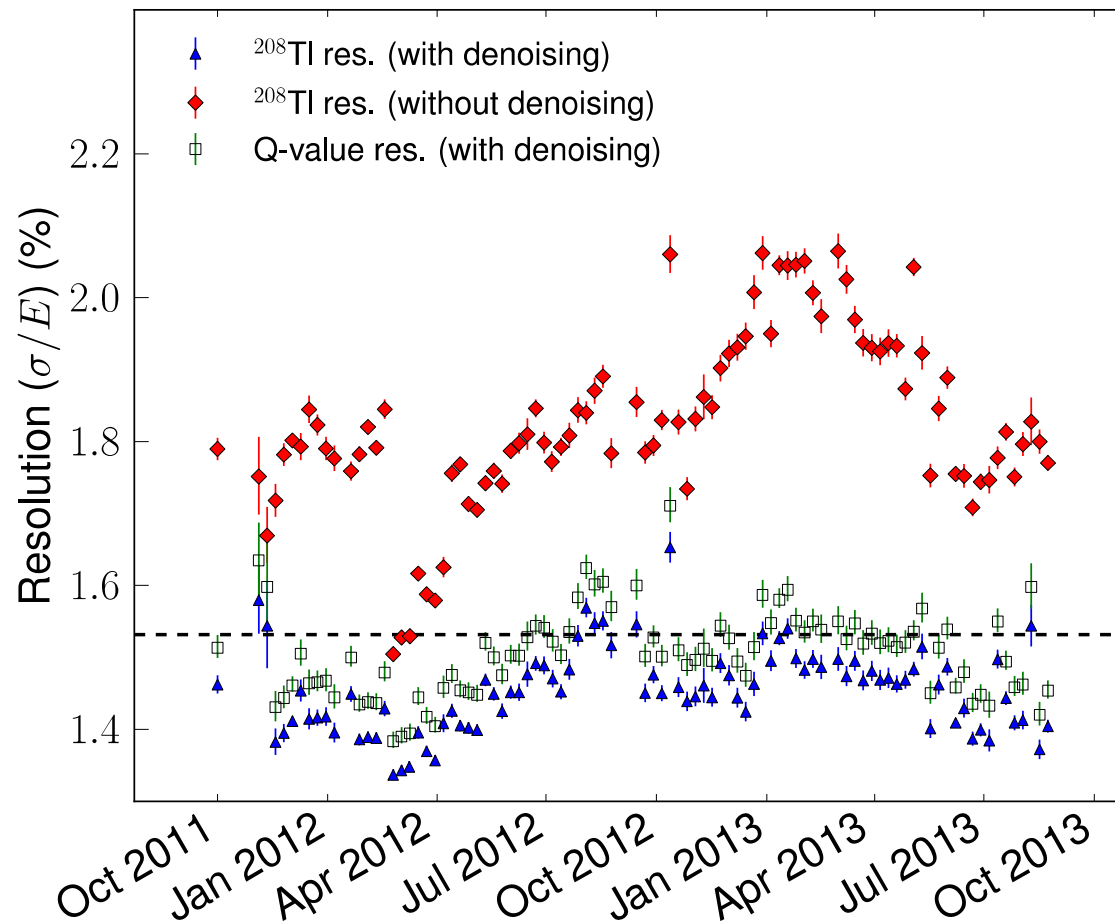
New EXO-200 results: energy calibration

- Anti-correlation between scintillation and ionization in LXe is used improve energy resolution
- Rotation angle is chosen to optimize energy resolution at 2615keV, and is time-dependent taking into account the noise variation in scintillation
- Cross checks: γ 's from ^{40}K and n-captures on H in HFE in low-background data



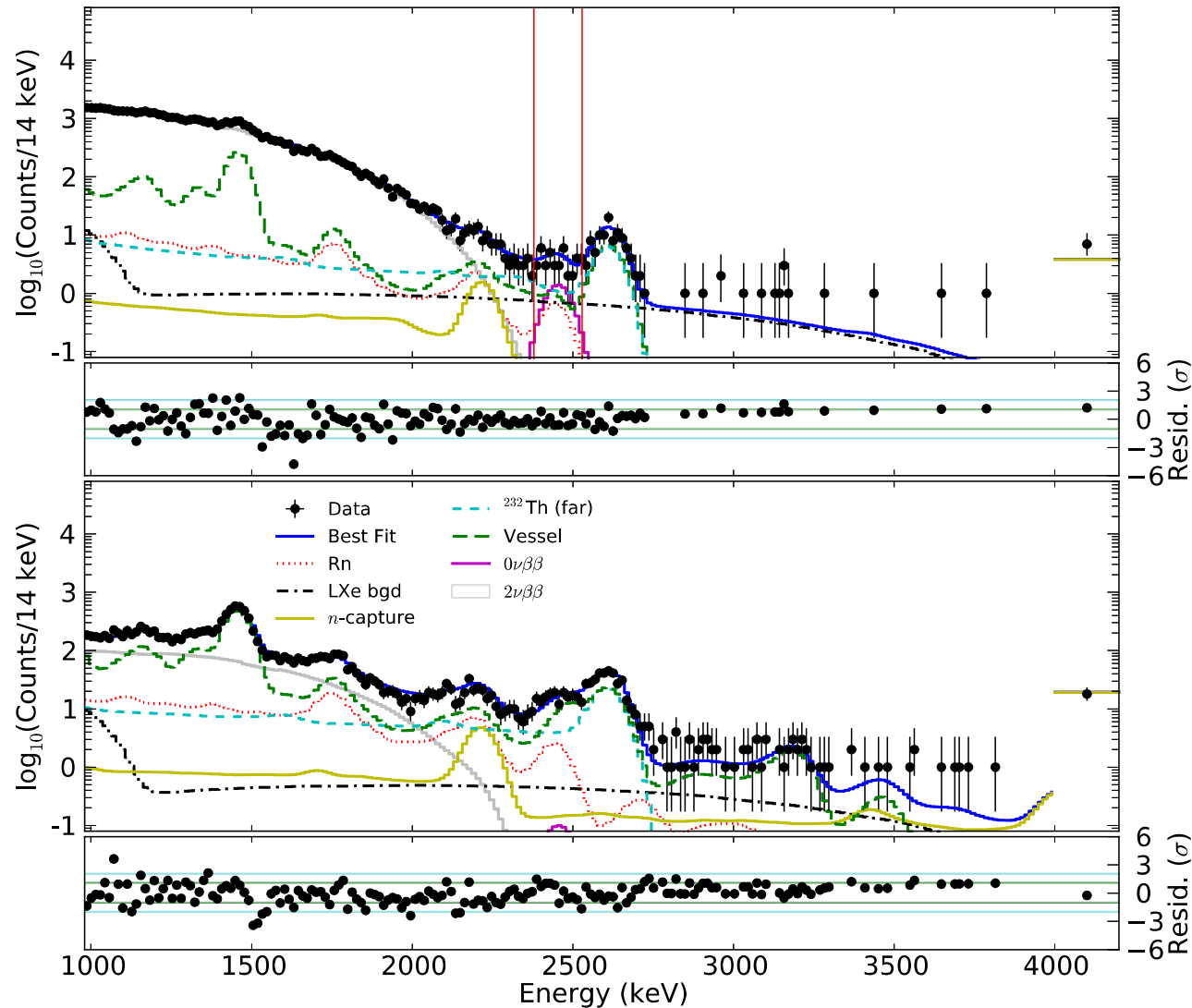
Courtesy M. Marino, TUM

New EXO-200 results: Improvement of energy resolution



- Improvement of resolution over time for SS events (similar improvement seen in MS events) by using a denoising algorithm on the scintillation signals

New EXO-200 results

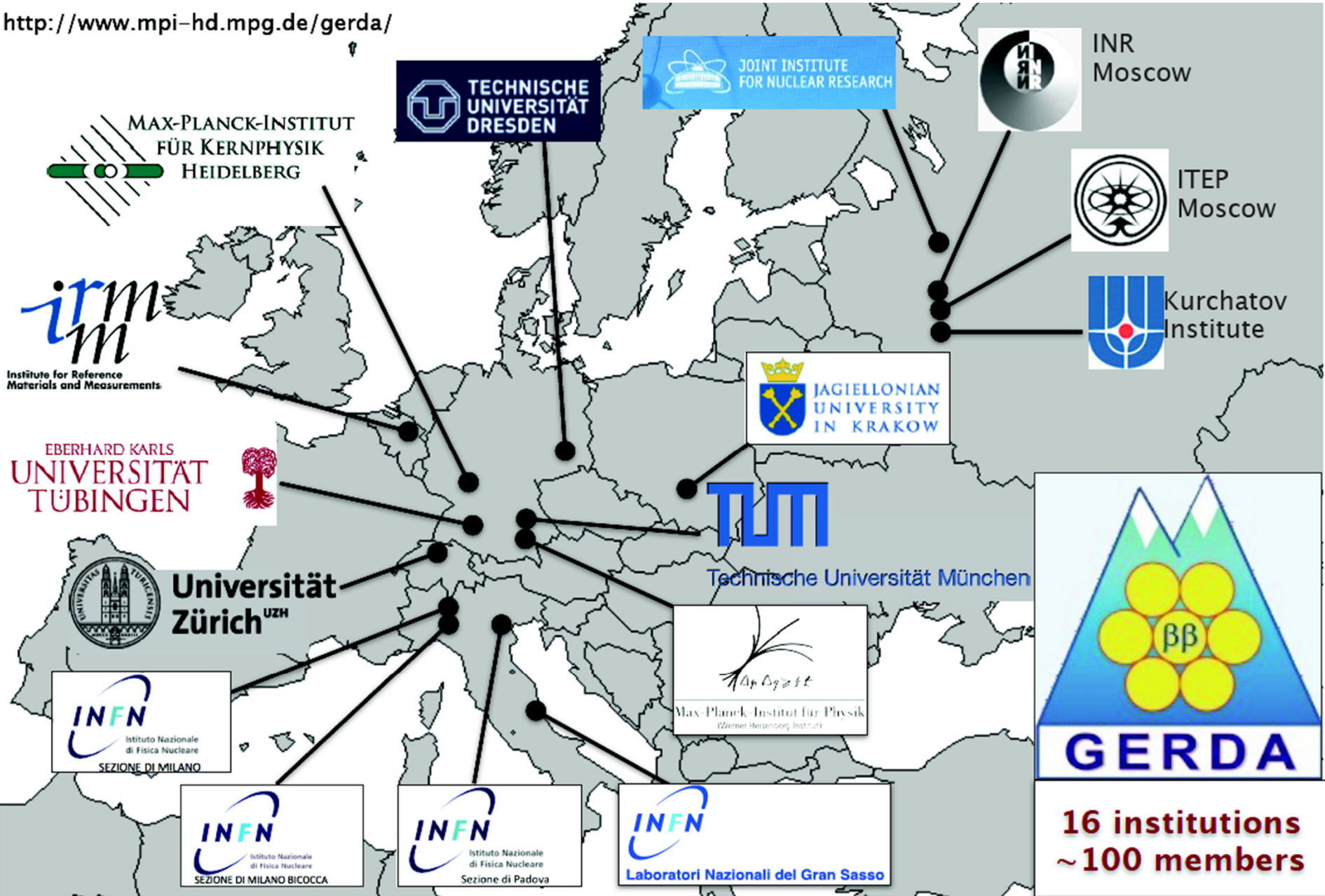


99.8 kg·yr ^{136}Xe exposure, $T_{1/2} > 1.1 \times 10^{25}$ yr ($m_{\beta\beta} < 190 - 450$ meV) 90 % CL.

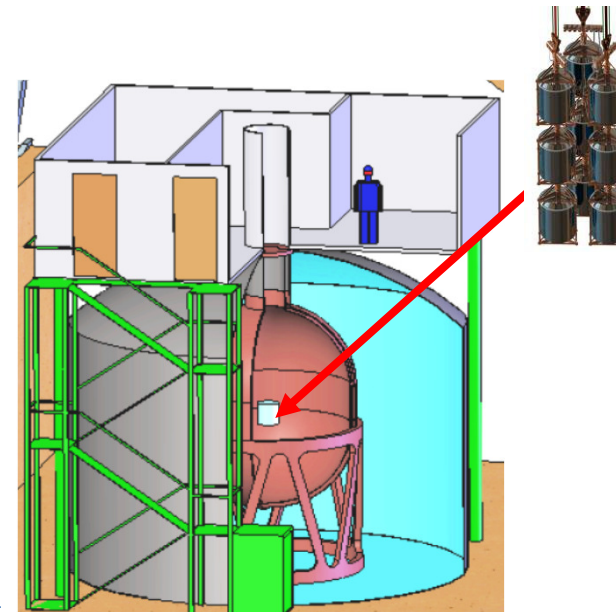

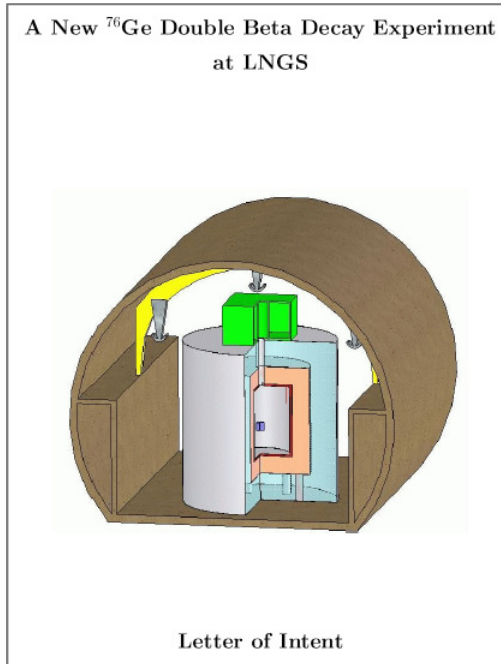
Sensitivity (90% CL) $T_{1/2} \sim 1.9 \times 10^{25}$ yr, arXiv:1402.6956

The GERDA collaboration

<http://www.mpi-hd.mpg.de/gerda/>

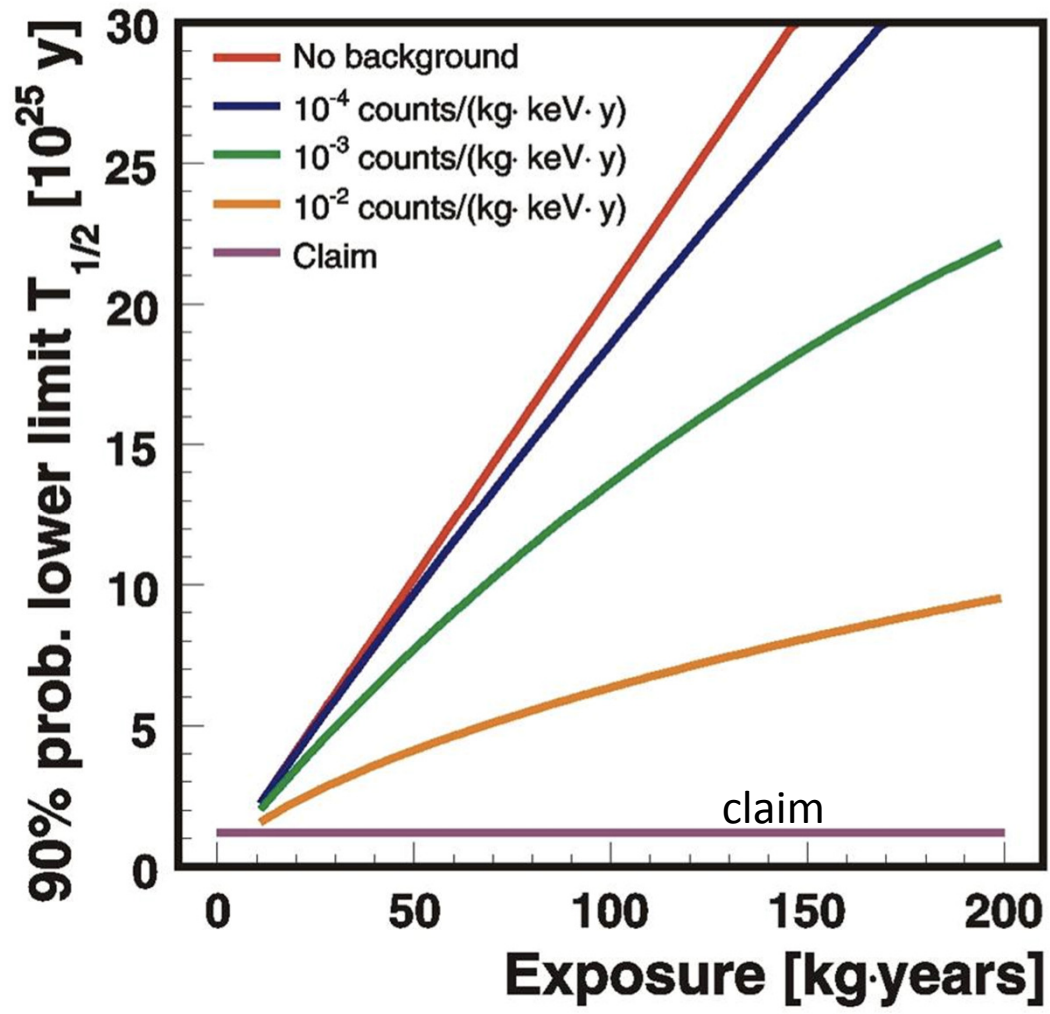


GERDA @ LNGS

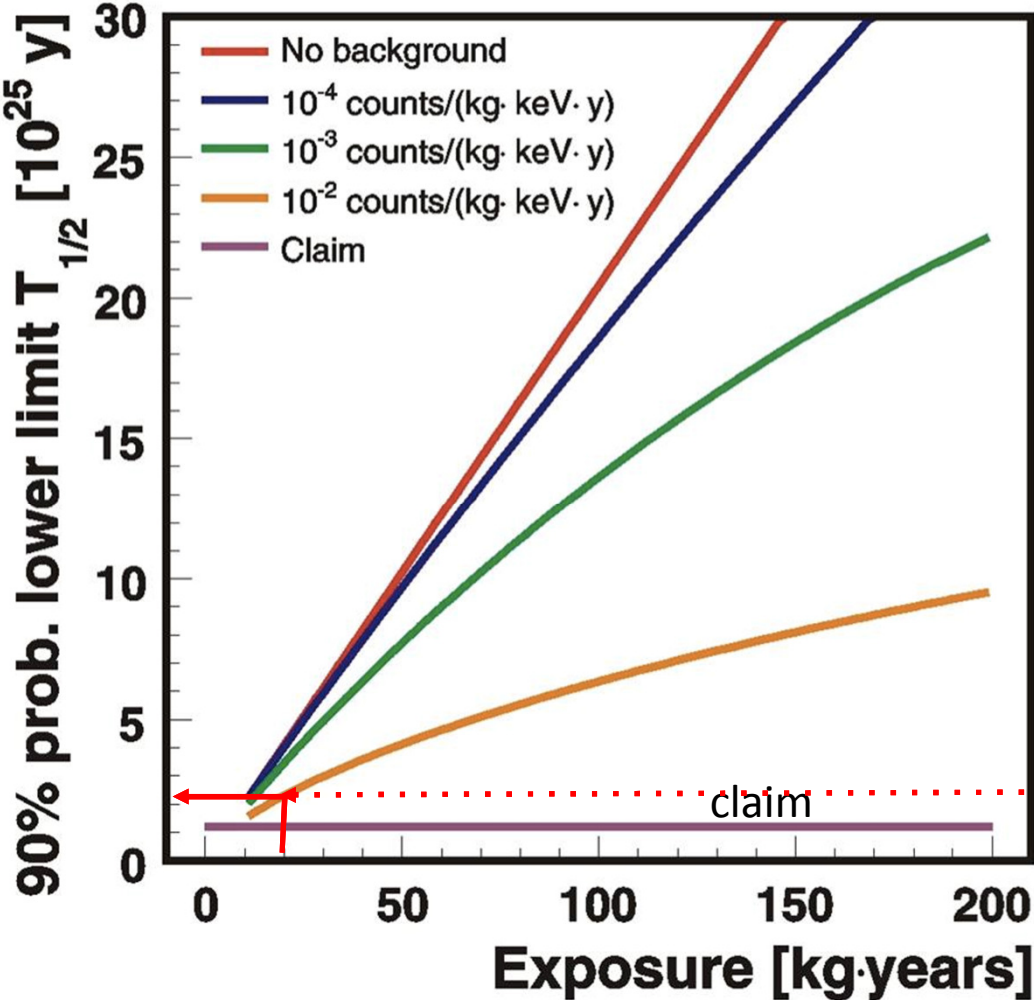


- ‘Bare’ ^{enr}Ge array in liquid argon
- Shield: high-purity liquid Argon / H_2O
- Phase I: 18 kg (HdM/IGEX)
- Phase II: add ~ 20 kg new enriched detectors

GERDA Phases

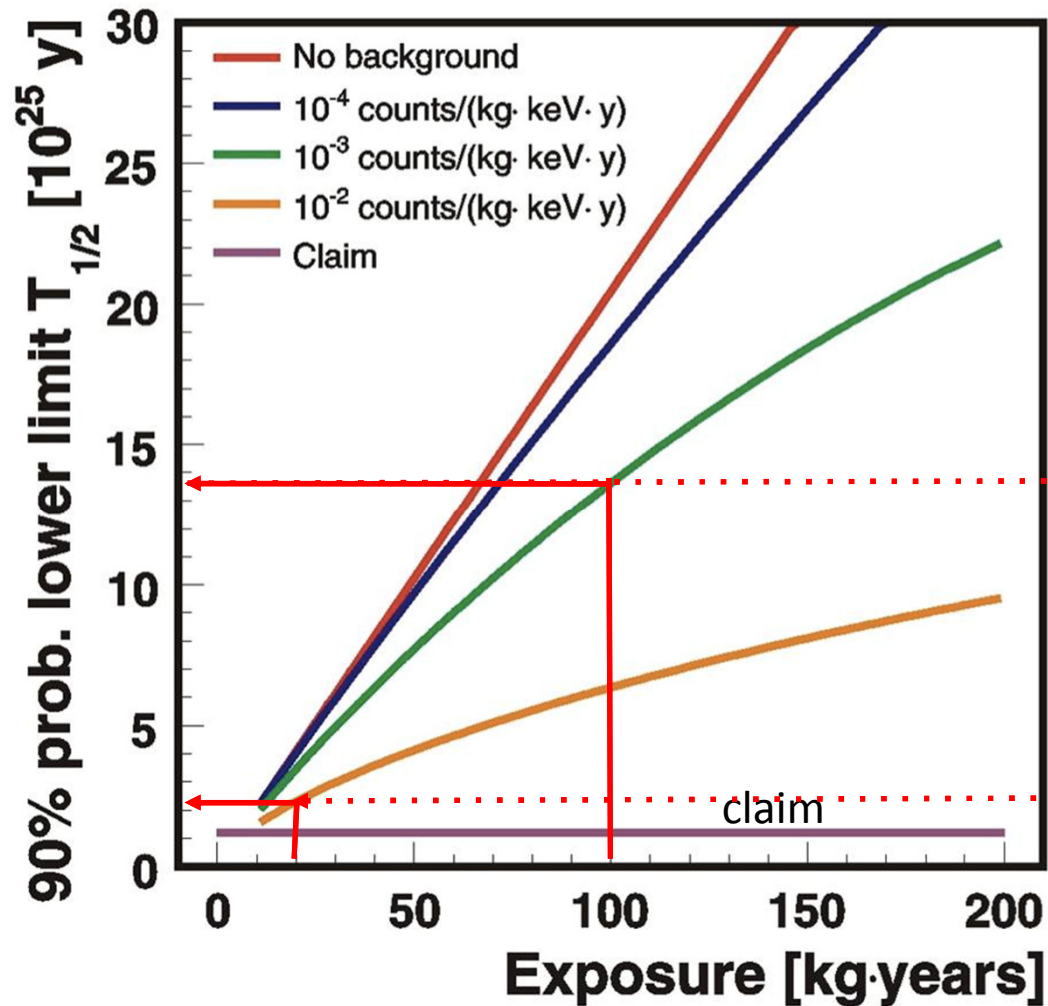


GERDA Phases



Phase I:
 Use refurbished HdM & IGEX (18 kg)
 BI \approx 0.01 cts / (keV kg yr)
 Sensitivity after 20 kg yr

GERDA Phases



Phase II:

Add new enr. BEGe detectors (20 kg)

BI \approx 0.001 cts / (keV kg yr)

Sensitivity after 100 kg yr

Phase I:

Use refurbished HdM & IGEX (18 kg)

BI \approx 0.01 cts / (keV kg yr)

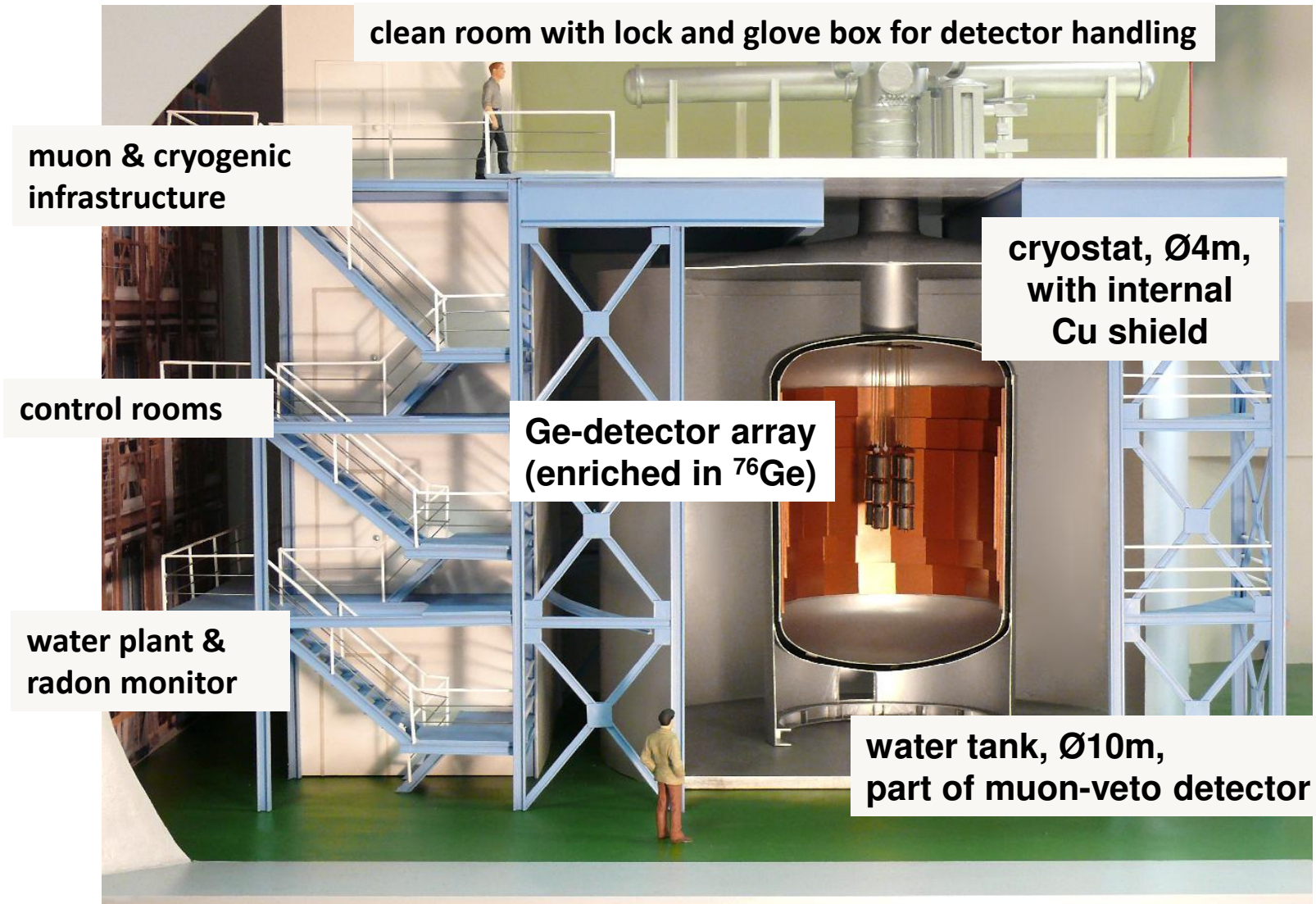
Sensitivity after 20 kg yr

The GERDA experiment

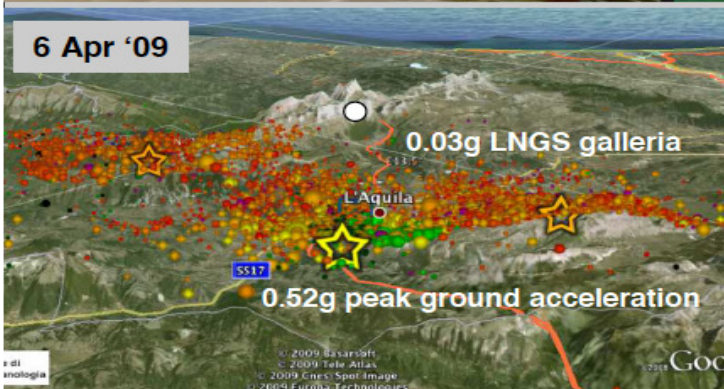
Eur. Phys. J. C (2013) 73:2330

[arXiv:1212.4067](https://arxiv.org/abs/1212.4067)

plastic μ -veto




The GERDA construction 2008-2010



Cryostat filled since December 2009

Nov 2011: deployment of 3-string & start of phase I physics runs



8 refurbished enriched diodes from HdM & IGEX

- 86% isotopically enriched in Ge-76
- 17.66 kg total mass
- plus 1 natural Ge diode from GTF

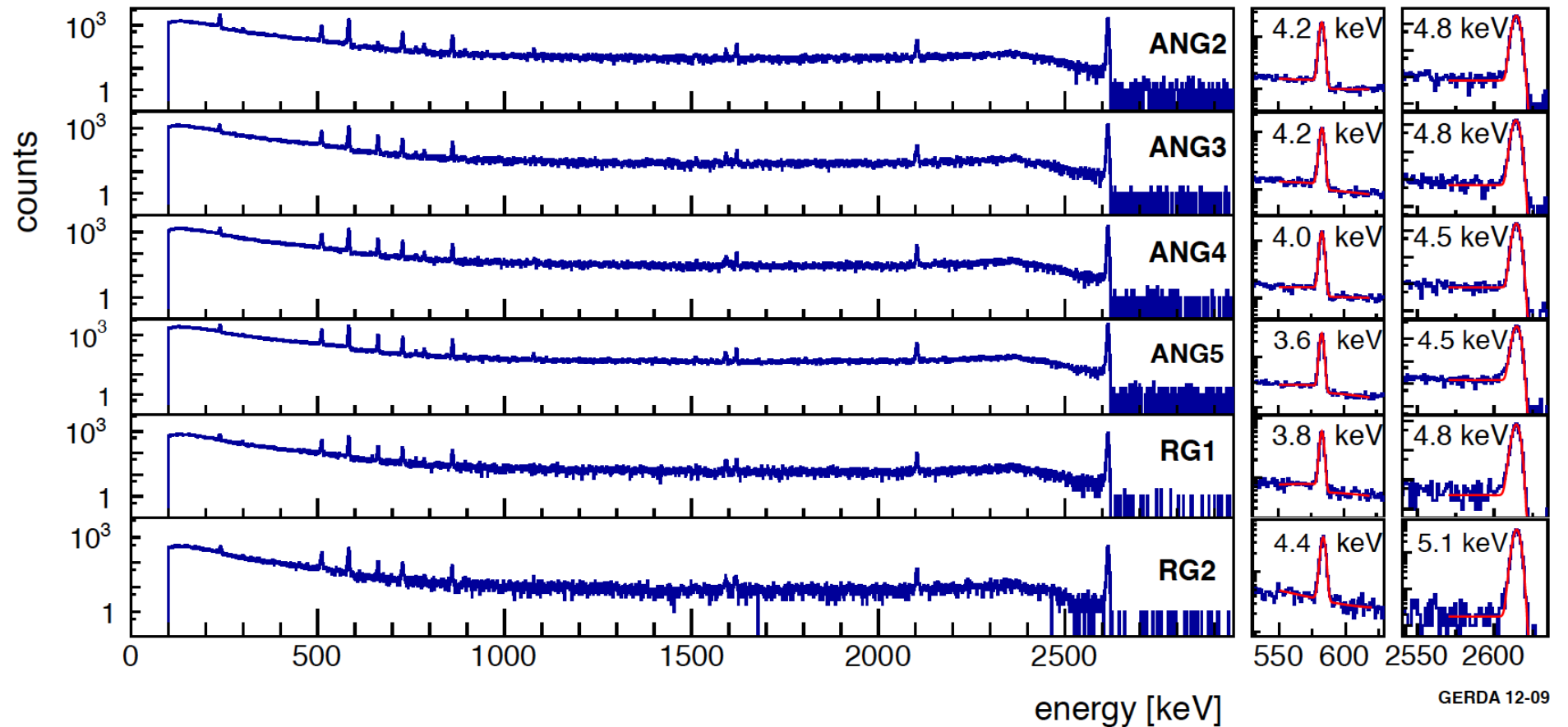
2 diodes shut off because leakage current high:

- total enriched detector mass 14.6 kg

First calibration spectra

Eur. Phys. J. C (2013) 73:2330

[arXiv:1212.4067](https://arxiv.org/abs/1212.4067)



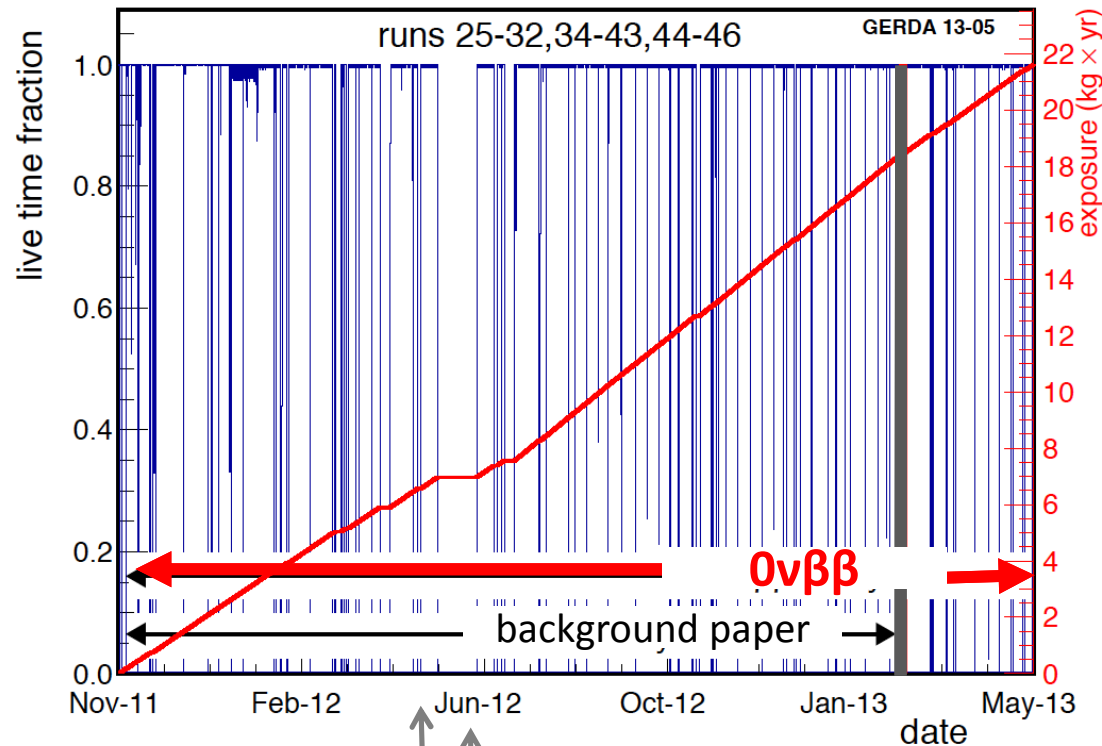
^{228}Th calibration once every one to two weeks; stability continuously monitored with pulser

Overview of data taking

Eur. Phys. J. C (2013) 73:2330

[arXiv:1212.4067](https://arxiv.org/abs/1212.4067)

Total exposure for $0\nu\beta\beta$ analysis: **21.6 kg yr**
(bi-)weekly calibration runs ('spikes')



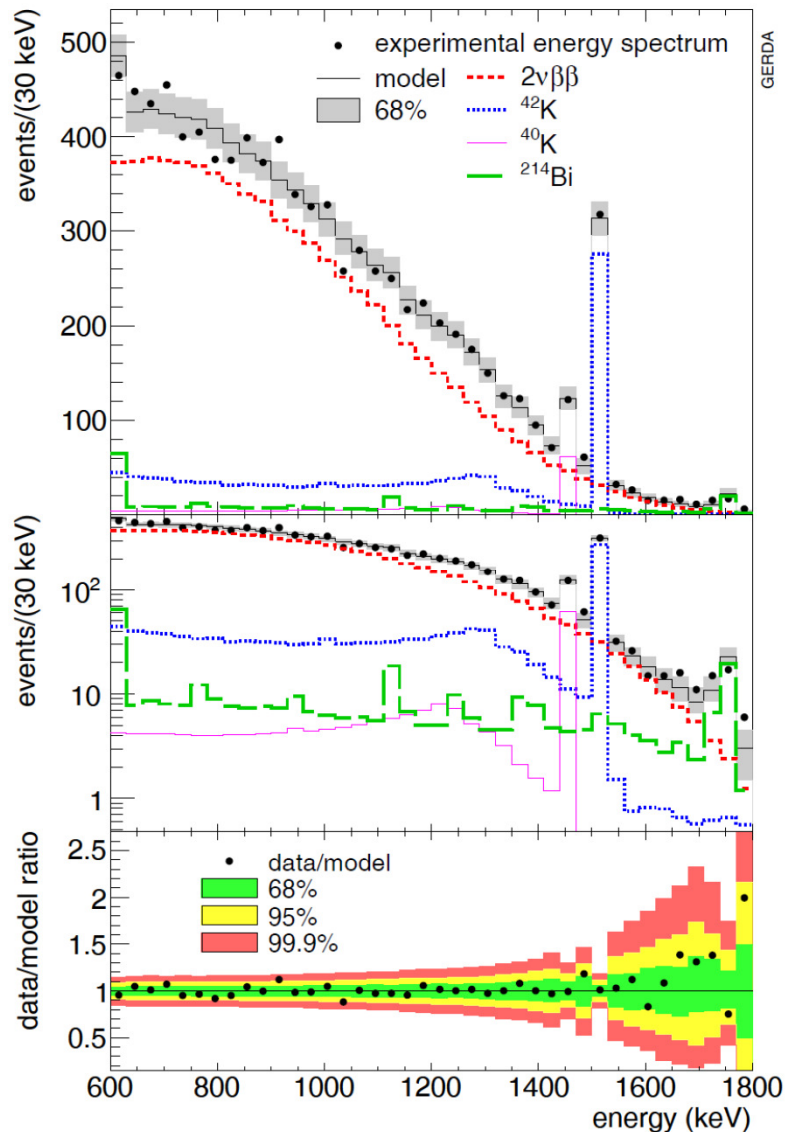
Data blinding:

- All events in $Q_{\beta\beta} \pm 20$ keV removed in Tier 1
- 2 copies of raw data kept for processing after unblinding

Insertion of 5 Phase II ^{enr}BEGe

1st physics: $2\nu\beta\beta$ analysis (5.04 kg yr)

Measurement of $T_{1/2}^{2\nu}$ (^{76}Ge)



IOP PUBLISHING

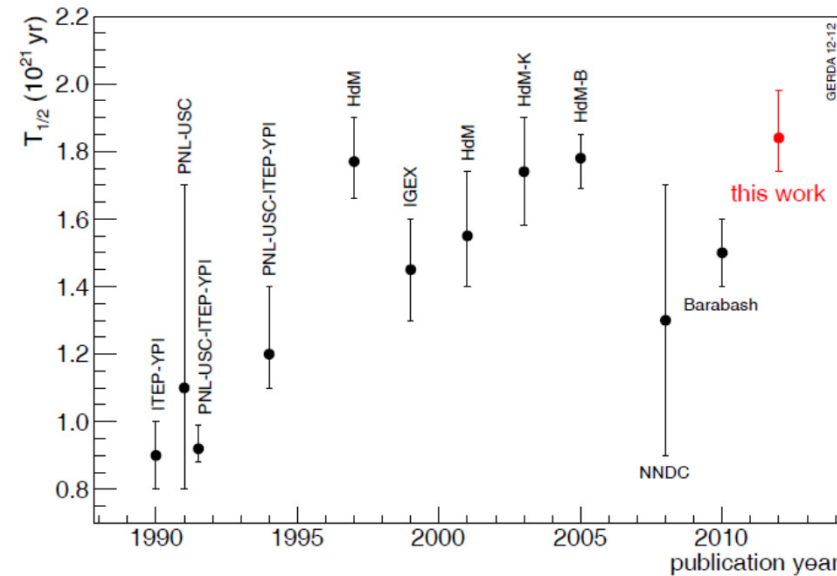
JOURNAL OF PHYSICS G: NUCLEAR AND PARTICLE PHYSICS

J. Phys. G: Nucl. Part. Phys. **40** (2013) 035110 (13pp)

doi:10.1088/0954-3899/40/3/035110

Measurement of the half-life of the two-neutrino double beta decay of ^{76}Ge with the GERDA experiment (with 5.04 kg yr exposure)

$$T_{1/2}^{2\nu}(^{76}\text{Ge}) = (1.84^{+0.14}_{-0.10}) \cdot 10^{21} \text{ yr}$$



LAB Talk of J. Phys. G Feb. 2013 issue:

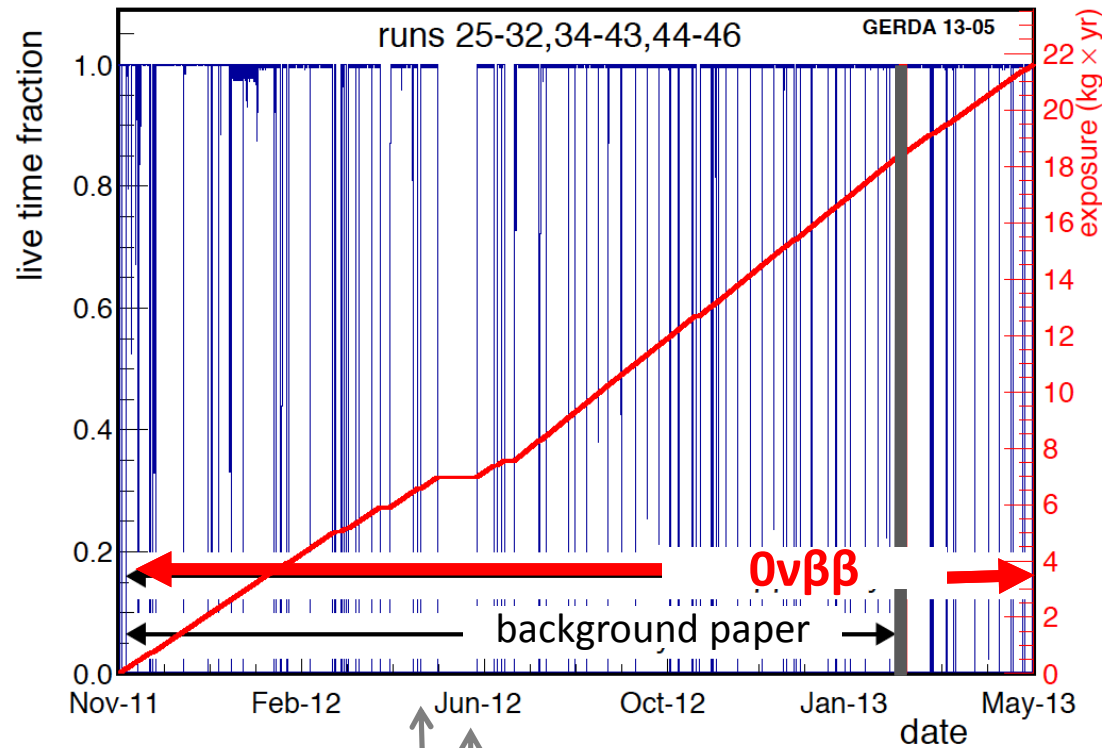
<http://iopscience.iop.org/0954-3899/labtalk-article/52398>

Overview of data taking

Eur. Phys. J. C (2013) 73:2330

[arXiv:1212.4067](https://arxiv.org/abs/1212.4067)

Total exposure for $0\nu\beta\beta$ analysis: **21.6 kg yr**
(bi-)weekly calibration runs ('spikes')



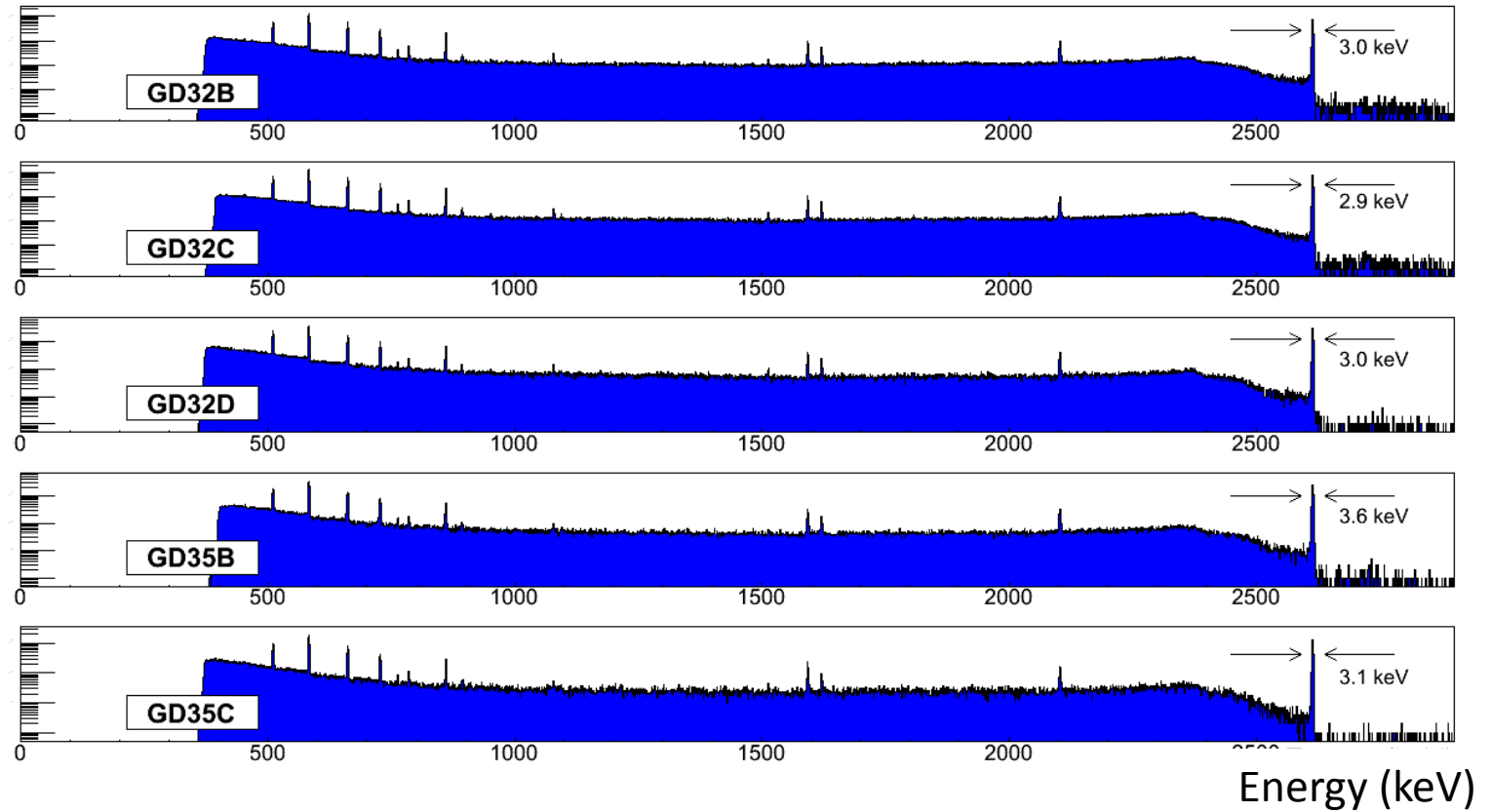
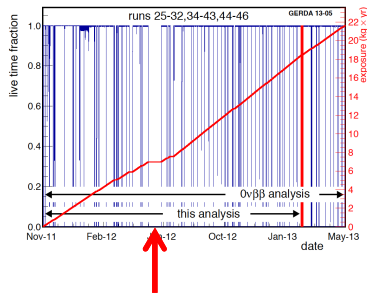
Data blinding:

- All events in $Q_{\beta\beta} \pm 20$ keV removed in Tier 1
- 2 copies of raw data kept for processing after unblinding

Insertion of 5 Phase II ^{enr}BEGe

1st physics: $2\nu\beta\beta$ analysis (5.04 kg yr)

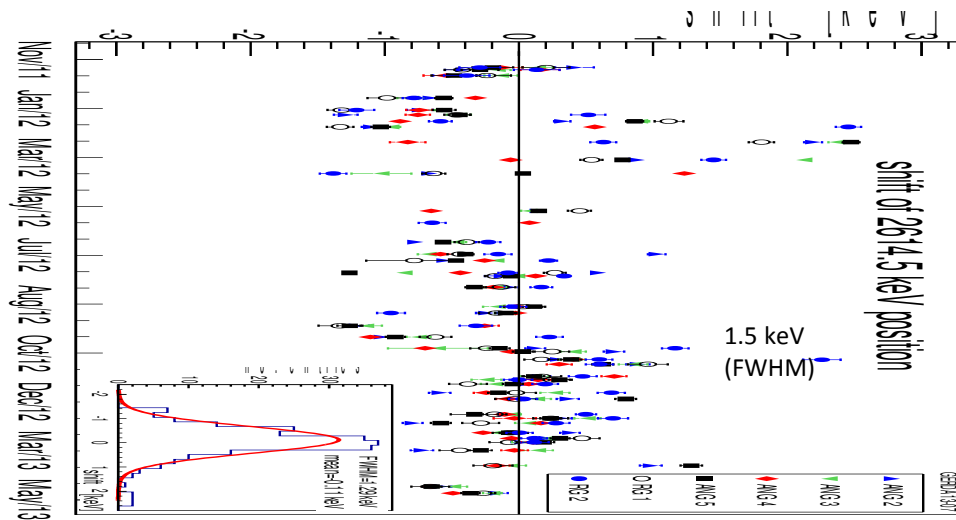
June 2012: 5 ^{enr}BEGe Phase II detectors deployed in GERDA



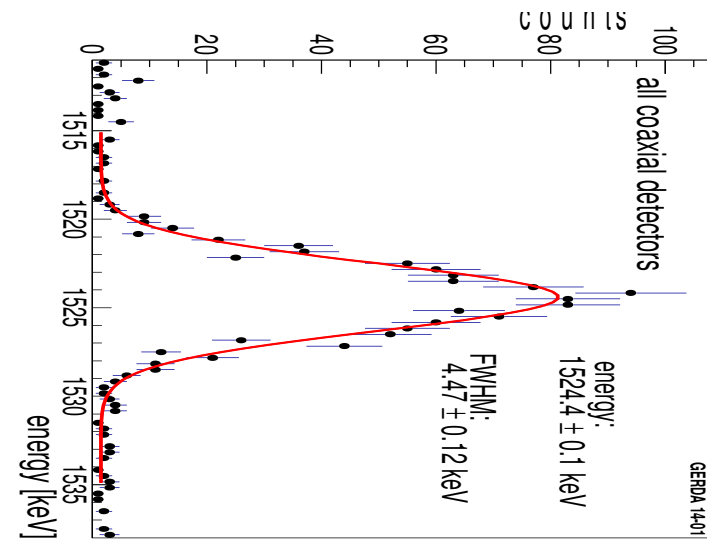
Calibration: stability of HPGe detectors

[arXiv:1306.5084](https://arxiv.org/abs/1306.5084)

Peak position stability of 2614.5 keV calibration line:
coax: 1.5 keV / BEGe: 1.0 keV (FWHM)

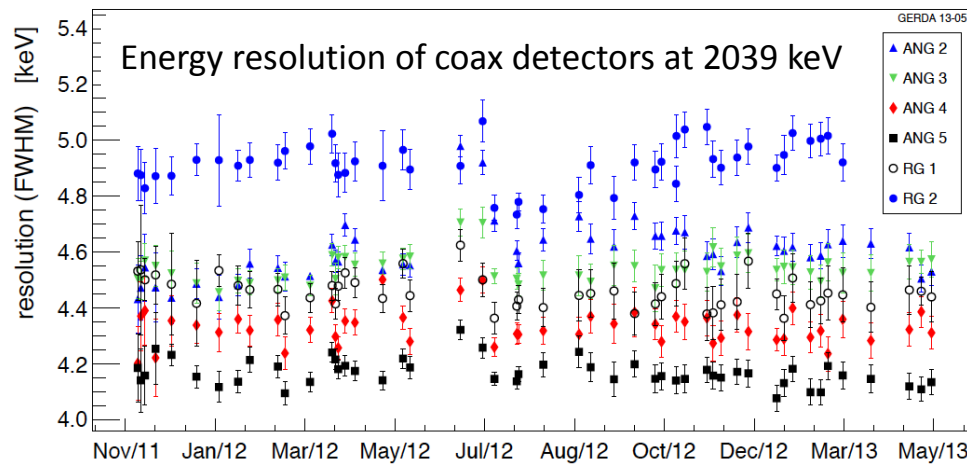


Summing all runs:



Mean energy resolution at $Q_{\beta\beta} = 2039$ keV:

- Coax: 4.8 keV (FWHM)
- BEGe: 3.2 keV (FWHM)

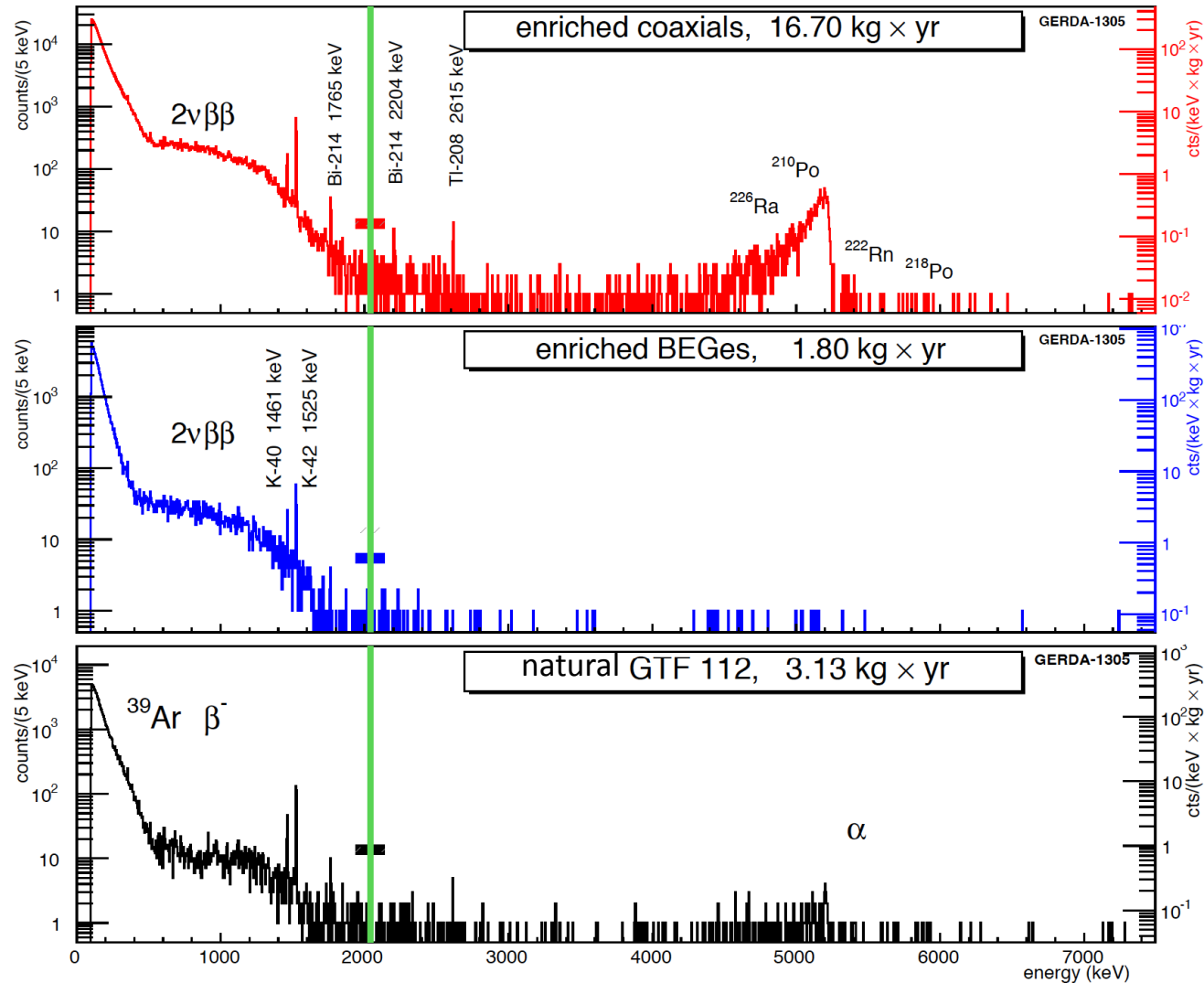


detector	FWHM [keV]	detector	FWHM [keV]
<i>SUM-coax</i>		<i>SUM-bege</i>	
ANG 2	5.8 (3)	GD32B	2.6 (1)
ANG 3	4.5 (1)	GD32C	2.6 (1)
ANG 4	4.9 (3)	GD32D	3.7 (5)
ANG 5	4.2 (1)	GD35B	4.0 (1)
RG 1	4.5 (3)		
RG 2	4.9 (3)		
mean coax	4.8 (2)	mean BEGe	3.2 (2)

Physics run: energy spectra

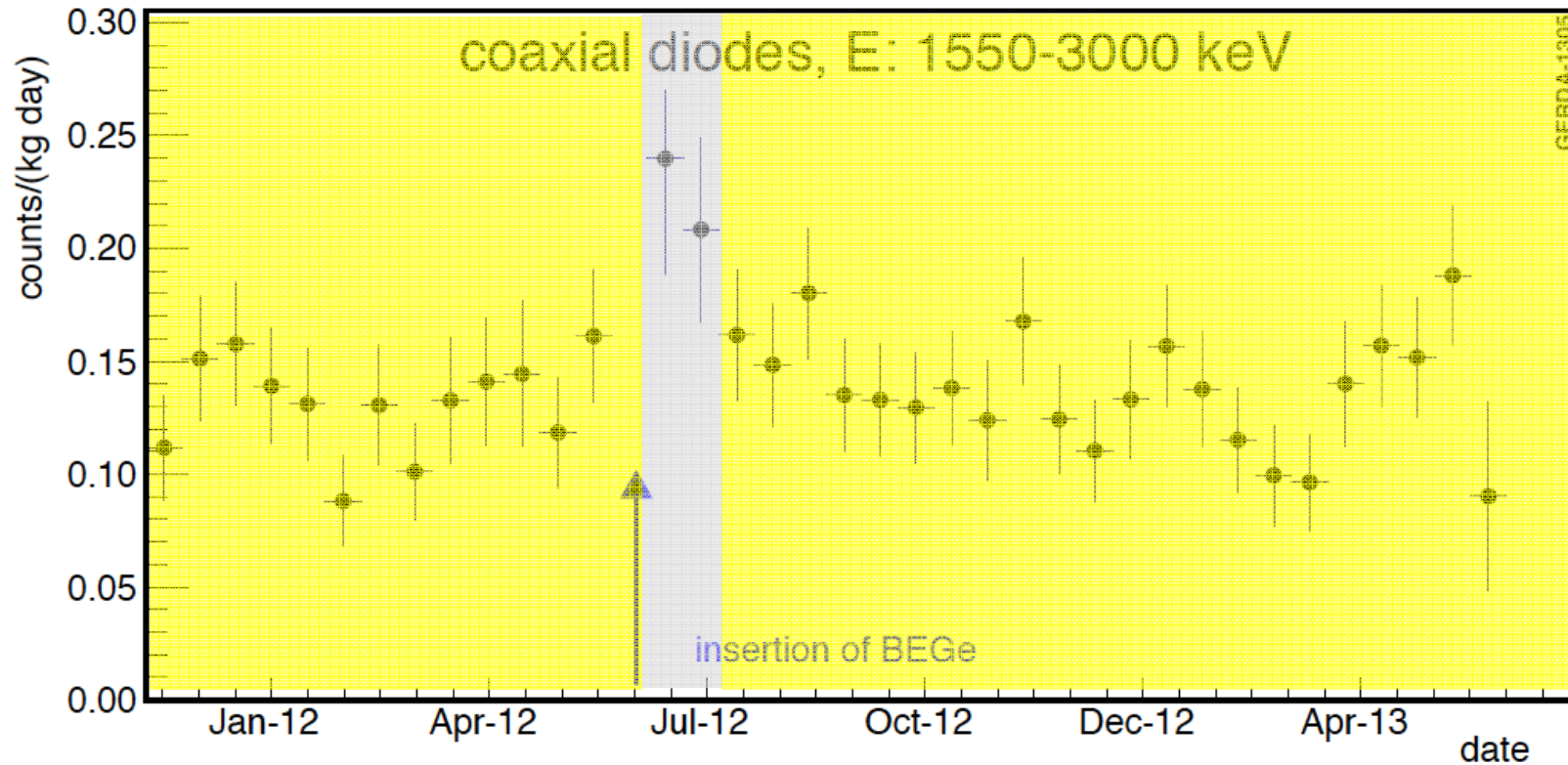
[arXiv:1306.5084](https://arxiv.org/abs/1306.5084)

(In print EPJ)



Physics run: background rate as function of time

[arXiv:1306.5084](https://arxiv.org/abs/1306.5084)

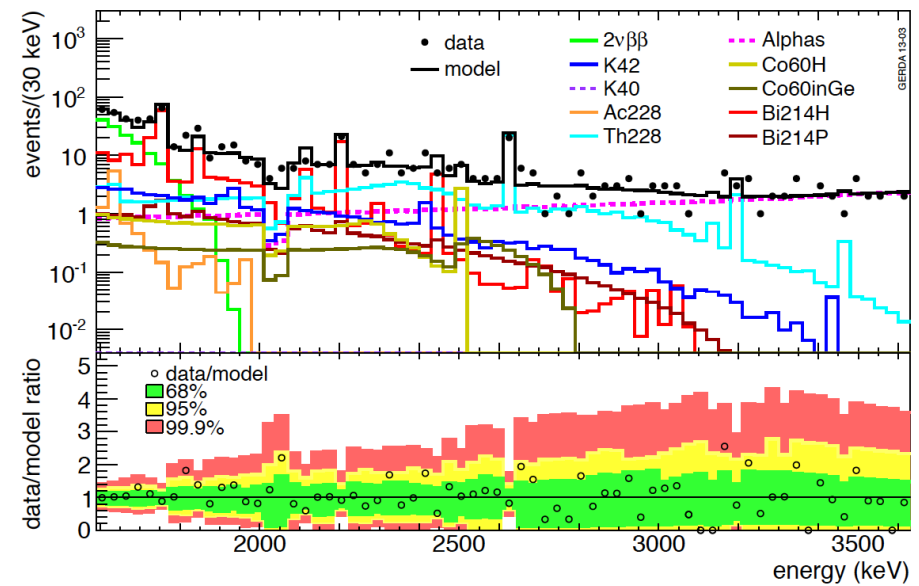
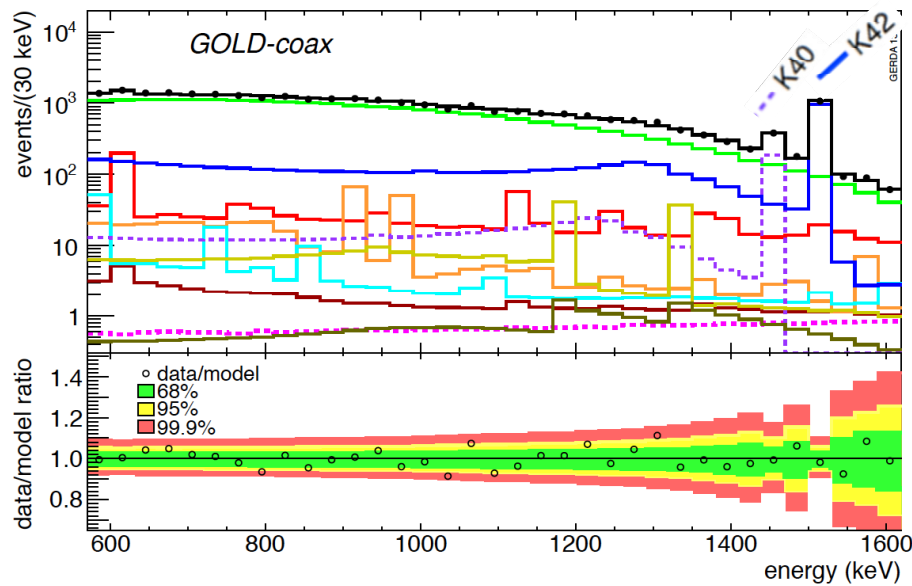


Coax-detector data set split in 'Gold' and 'Silver' (30 d)

Physics run: background decomposition

[arXiv:1306.5084](https://arxiv.org/abs/1306.5084)

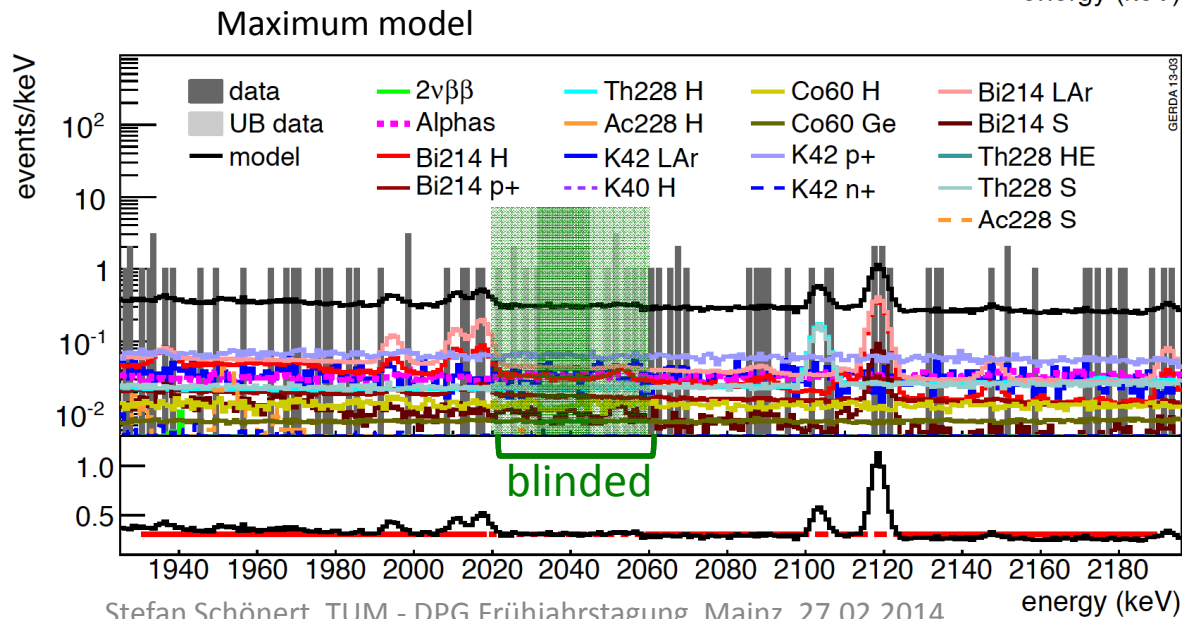
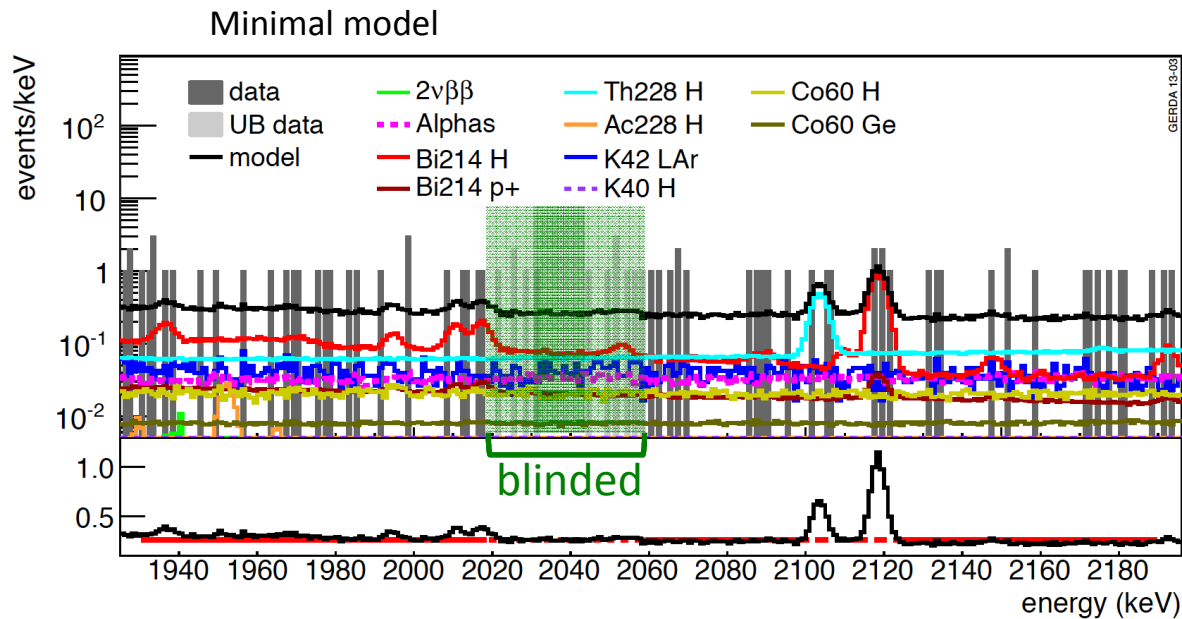
Fit of minimal background model to complete energy spectrum



- “Minimal Model” is sufficient to describe data well
- “Maximum Model” includes ^{42}K on p+ and n+ contacts, ^{214}Bi in LAr & far sources

Physics run: background model and prediction of BI at $Q_{\beta\beta}$

[arXiv:1306.5084](https://arxiv.org/abs/1306.5084)



Background model:

- No background peak expected around $Q_{\beta\beta}$
- Spectrum can be modeled with flat background (red line) in 1930-2190 keV excluding known peaks at 2104 and 2119 keV
- Background index (BI) at $Q_{\beta\beta}$ (17.6-23.8) 10^{-3} cts/(keV kg yr) depending on assumptions for location of sources
- Statistical uncertainty of BI from interpolation coincides numerically with systematic uncertainty from model
- Prediction for 30 keV BW:
Min./Max Mod: 8.2-9.1 / 9.7-11.1
observed.: 13
- ➔ fit with constant background 1930-2190 keV excluding peaks

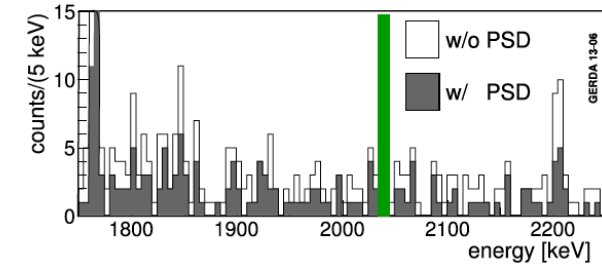
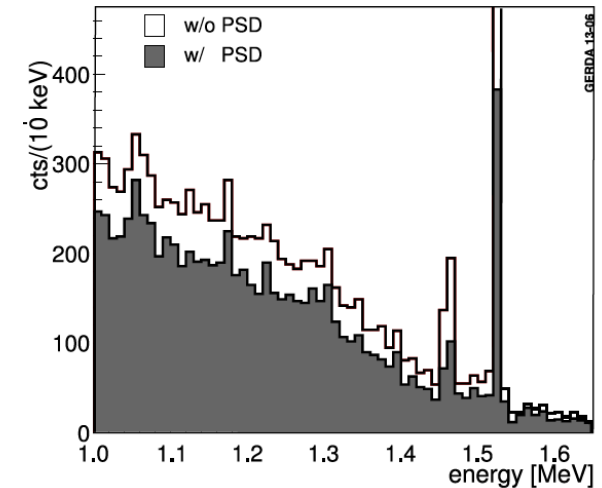
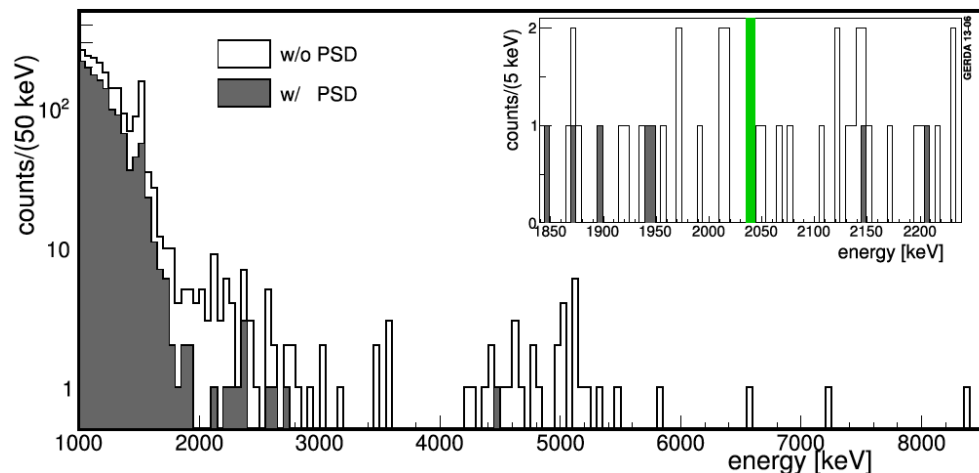
Pulse shape discrimination: method and cuts fixed prior unblinding

Coaxial detectors:

- artificial neural network TMlpANN
- cut defined using ^{228}Th calibration data
cut fixed to 90% acceptance of 2.6 MeV DEP
- cross checks:
 - $2\nu\beta\beta$ acc. = $(85\pm 2)\%$
 - 2.6 MeV γ -line compton-edge acc. = 85-94%
 - Co-56 DEP (1576 & 2231 keV) acc. = 83-95%

$0\nu\beta\beta$ acceptance = $90^{+5}_{-9}\%$

background acc at $Q_{\beta\beta} = \sim 45\%$



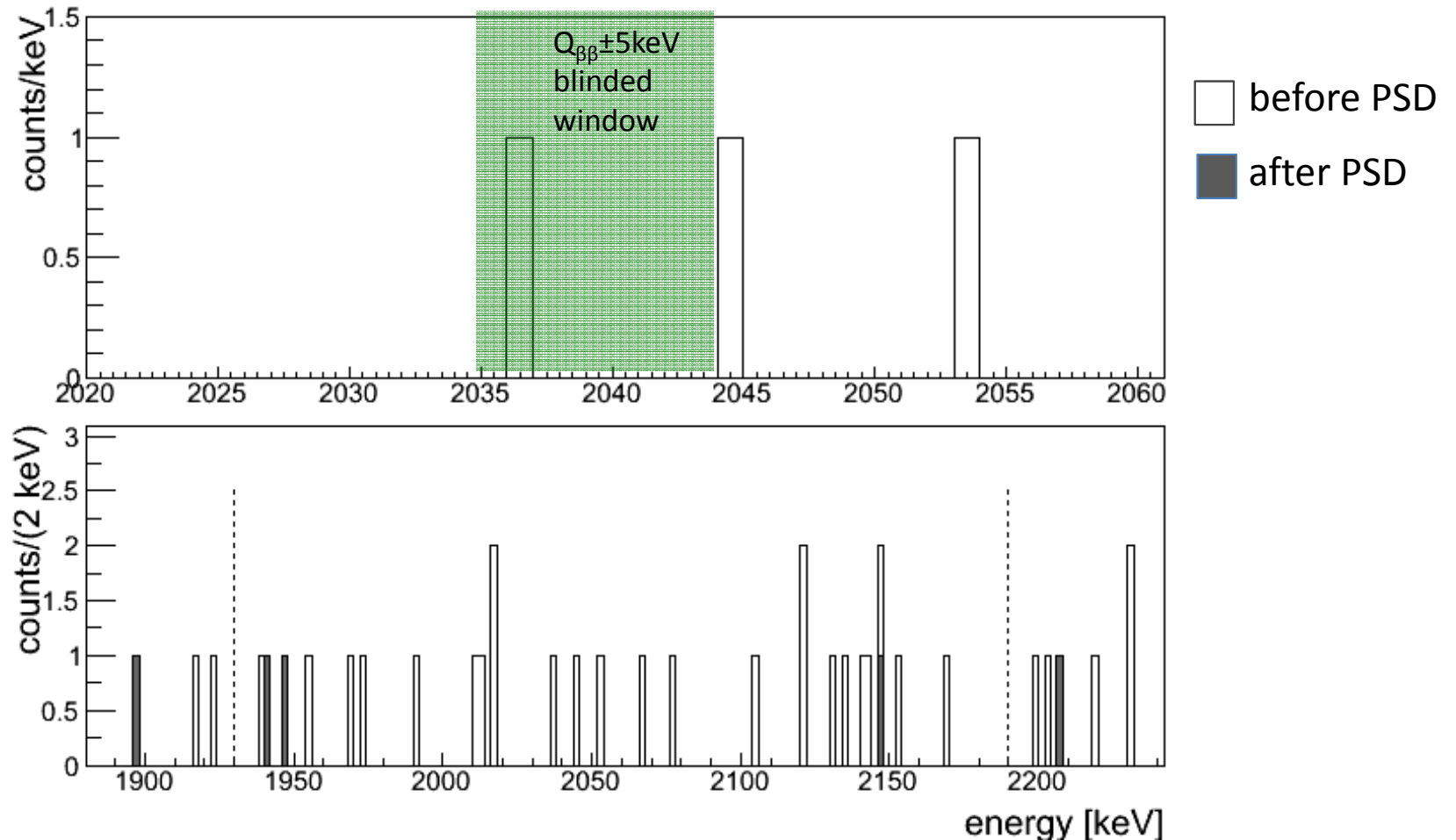
BEGe detectors:

- A/E method (mono-parametric PSD)
- $0\nu\beta\beta$ acc (DEP and simulations) $(92\pm 2)\%$
- $2\nu\beta\beta$ acc $(91\pm 5)\%$
- background acc at $Q_{\beta\beta} \leq 20\%$

more details in [Eur.Phys.J C73 (2013) 2583]

Unblinding: BEGe data set (2.4 kg yr)

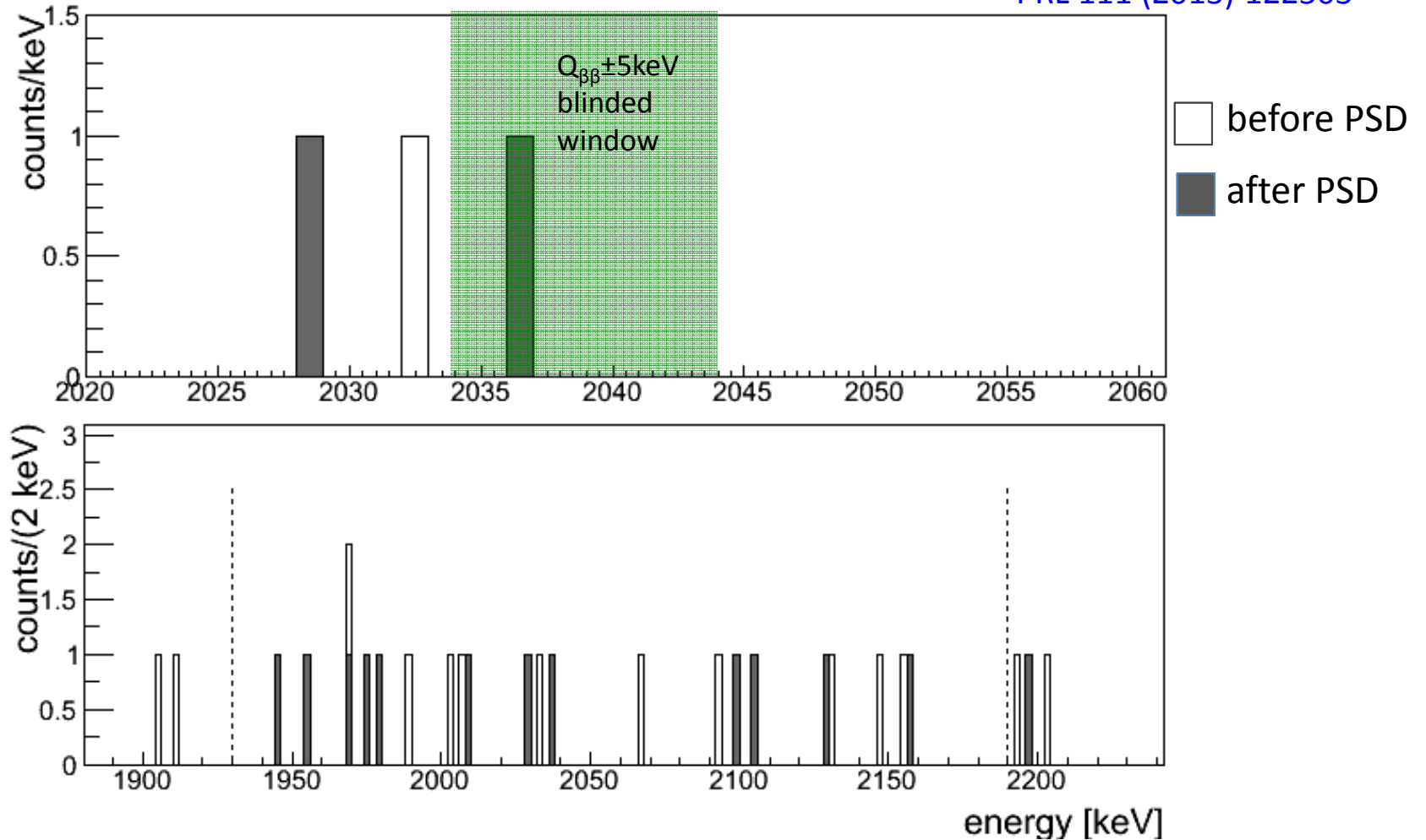
PRL 111 (2013) 122503



BEGe data set: 1 event in blinded window
0 event survive PSD cut

Unblinding: silver-coax data set (1.3 kg yr)

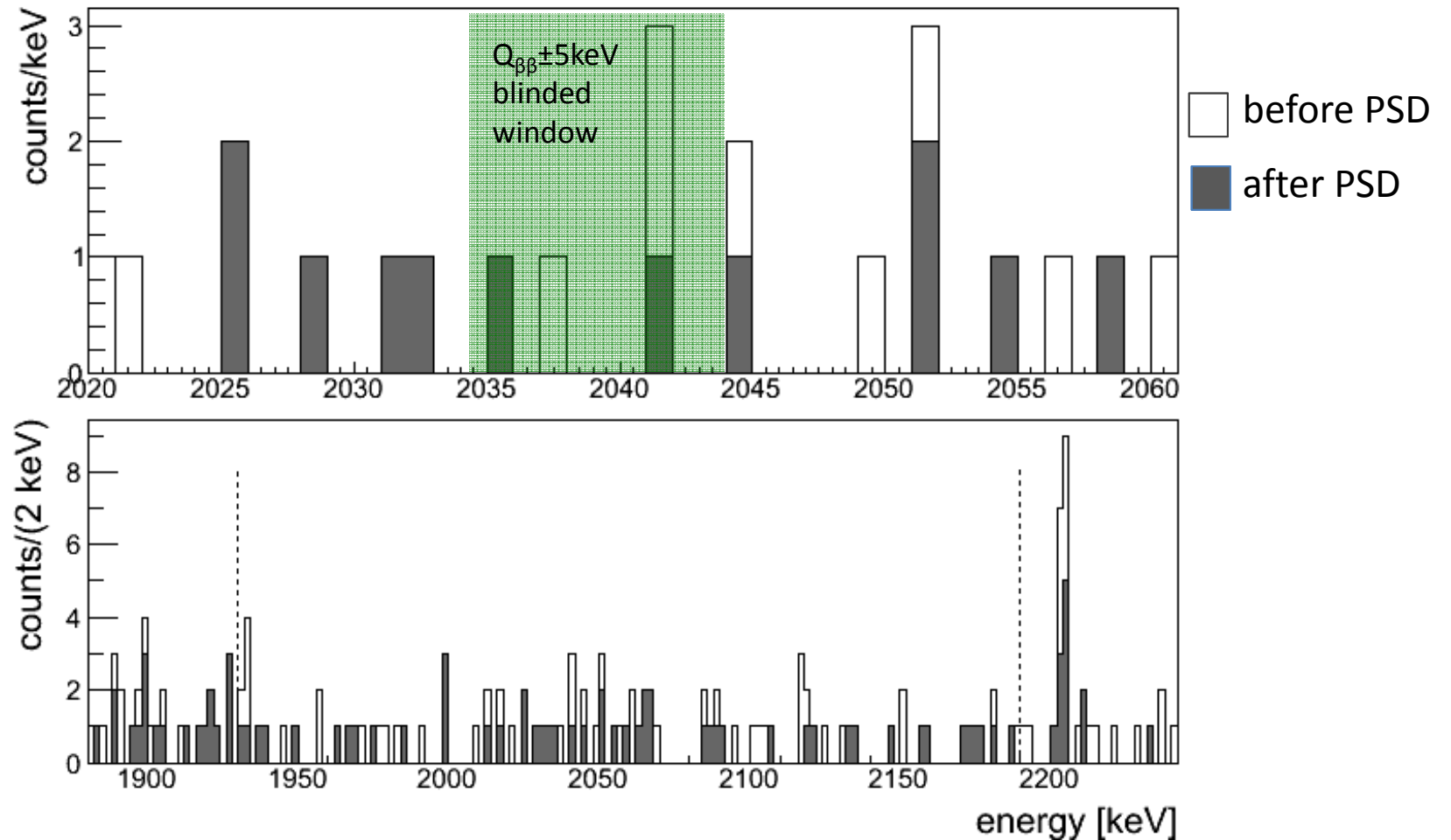
PRL 111 (2013) 122503



Silver data set: 1 event in blinded window
1 event survives PSD cut

Unblinding: golden-coax data set (17.9 kg yr)

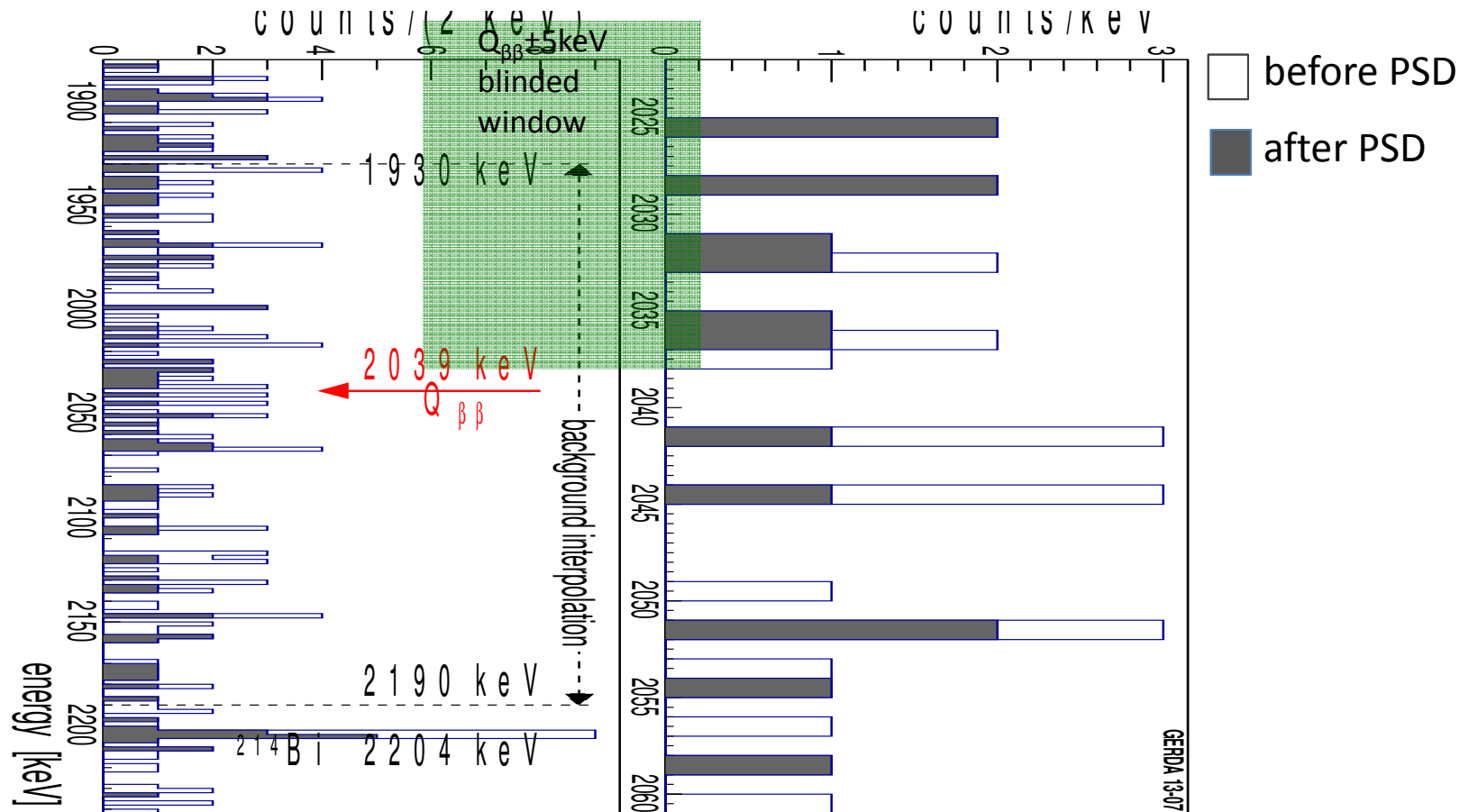
PRL 111 (2013) 122503



Golden data set: 5 event in blinded window
2 event survive PSD cut

Unblinding: full data set (21.6 kg yr)

PRL 111 (2013) 122503



Full data set: 7 event in blinded window
3 event survive PSD cut

Parameters of 3 data sets and counts in blinded window

PRL 111 (2013) 122503

data set	\mathcal{E} [kg·yr]	$\langle \epsilon \rangle$	bkg	BI [†])	cts
without PSD			(in 230 keV)		
<i>golden</i>	17.9	0.688 ± 0.031	76	18 ± 2	5
<i>silver</i>	1.3	0.688 ± 0.031	19	63^{+16}_{-14}	1
<i>BEGe</i>	2.4	0.720 ± 0.018	23	42^{+10}_{-8}	1
with PSD					
<i>golden</i>	17.9	$0.619^{+0.044}_{-0.070}$	45	11 ± 2	2
<i>silver</i>	1.3	$0.619^{+0.044}_{-0.070}$	9	30^{+11}_{-9}	1
<i>BEGe</i>	2.4	0.663 ± 0.022	3	5^{+4}_{-3}	0

Counts
in blinded
window
(BW)

[†]) in units of 10^{-3} cts/(keV·kg·yr).

Total counts in BW	Expected (bkg only)	Observed
without PSD	5.1	7
with PSD	2.5	3

From counts to half-life

PRL 111 (2013) 122503

$$T_{1/2}^{0\nu} = \frac{\ln 2 \cdot N_A}{m_{enr} \cdot N^{0\nu}} \cdot \mathcal{E} \cdot \epsilon$$

$$\epsilon = f_{76} \cdot f_{av} \cdot \epsilon_{fep} \cdot \epsilon_{psd}$$

N_A : Avogadro number

E : exposure

ϵ : exposure averaged efficiency

m_{enr} : molar mass of enriched Ge

$N^{0\nu}$: signal counts / limit

f_{76} : enrichment fraction

f_{av} : fraction of active detector volume

ϵ_{fep} : full energy peak efficiency for $0\nu\beta\beta$

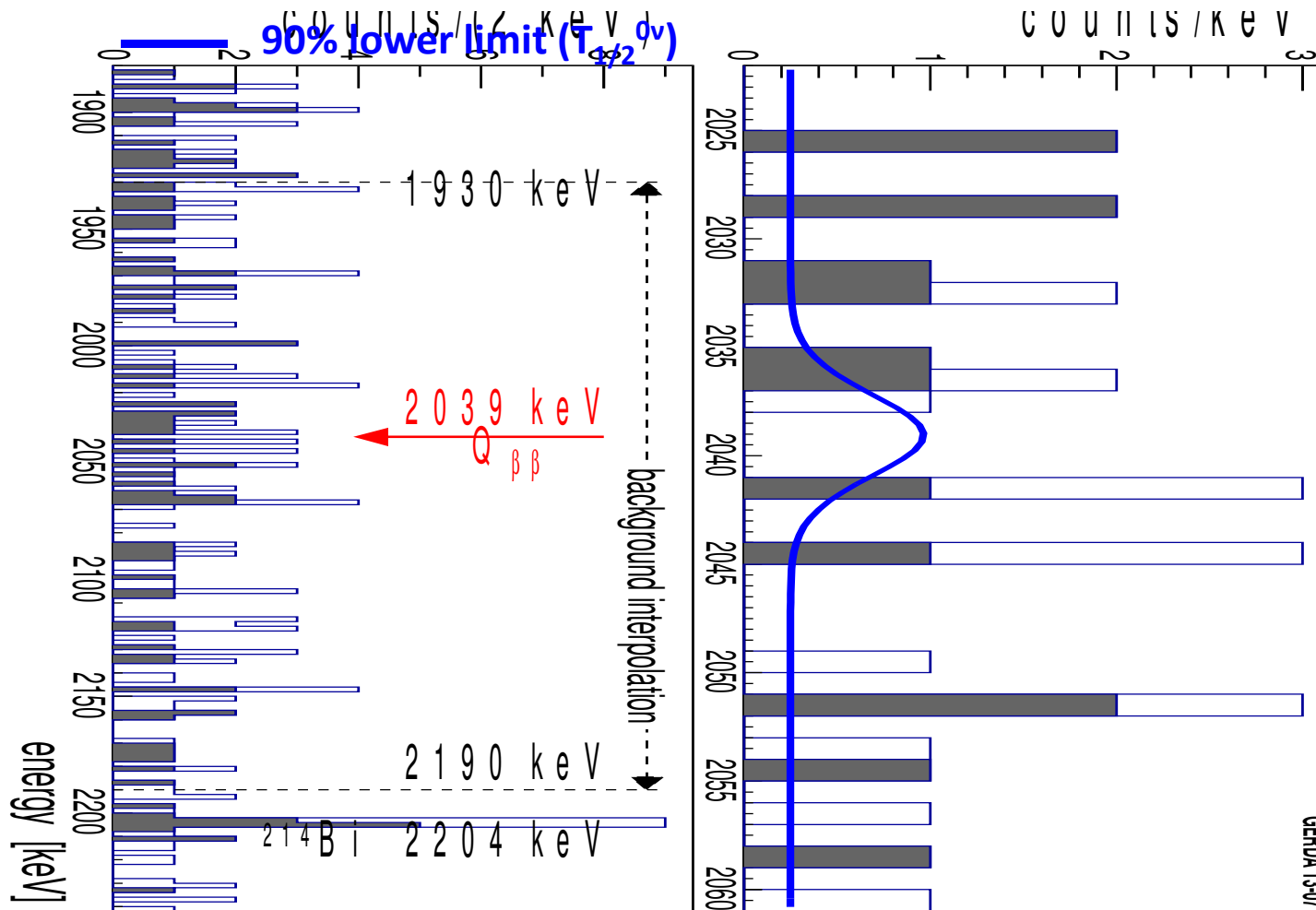
ϵ_{psd} : signal acceptance

Data set	Exposure (kg yr)
Golden-coax	17.9
Silver-coax	1.3
BEGe	2.4

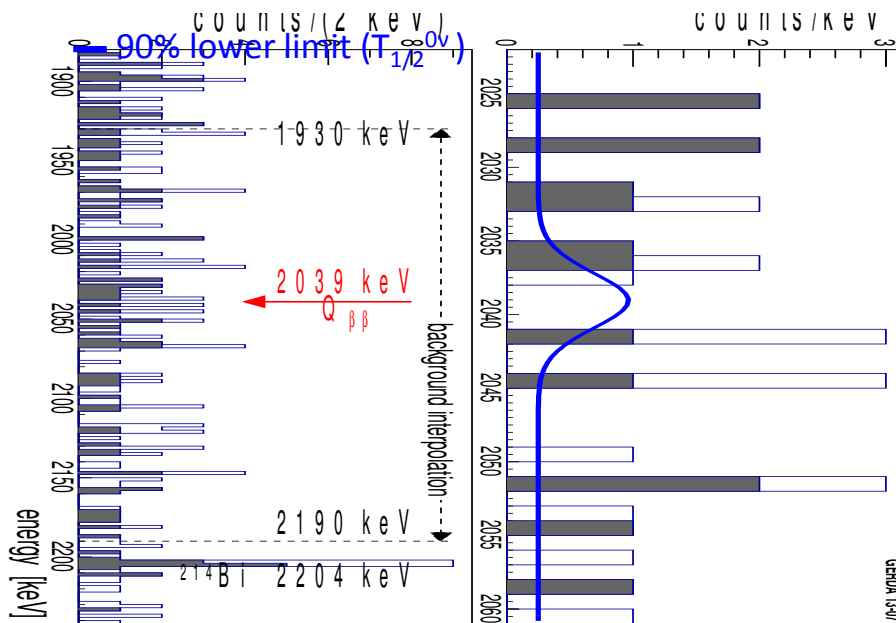
	$\langle f_{76} \rangle$	$\langle f_{av} \rangle$	$\langle \epsilon_{fep} \rangle$	$\langle \epsilon_{psd} \rangle$	$\langle \epsilon \rangle$
Coax	0.86	0.87	0.92	0.90 +0.05/ -0.09	0.619 +0.044/-0.070
BEGe	0.88	0.92	0.90	0.92 ±0.02	0.663 ±0.022

Profile likelihood fit to 3 data set (21.6 kg yr)

PRL 111 (2013) 122503



Frequentist and Bayesian limits & median sensitivities



Systematics:

Parameter	Det./Set	Value	Uncertainty
$\langle \epsilon \rangle$ w/o PSD	Coax	0.688	0.031
	BEGe	0.720	0.018
Energy res.	Golden	4.83 keV	0.19 keV
	Silver	4.63 keV	0.14 keV
	BEGe	3.24 keV	0.14 keV
Energy scale (keV)		N.A.	0.2 keV
ϵ_{PSD}	Coax	0.90	+0.05/-0.09
	BEGe	0.92	0.02

PRL 111 (2013) 122503

Frequentist limit:

- 90% lower limit derived from profile likelihood fit to 3 data sets (constraint to physical $1/T$ range; excluding known γ -lines from bgd model at 2104 ± 5 and 2119 ± 5 keV)
- Best fit: $N^{0\nu} = 0$
- No excess of signal counts above the background
- 90% C.L. lower limit: $T_{1/2}^{0\nu} > 2.1 \cdot 10^{25}$ yr
- Limit on half-life corresponds to $N^{0\nu} < 3.5$ cts
- Median sensitivity (90% C.L.): $> 2.4 \times 10^{25}$ yr

Bayesian:

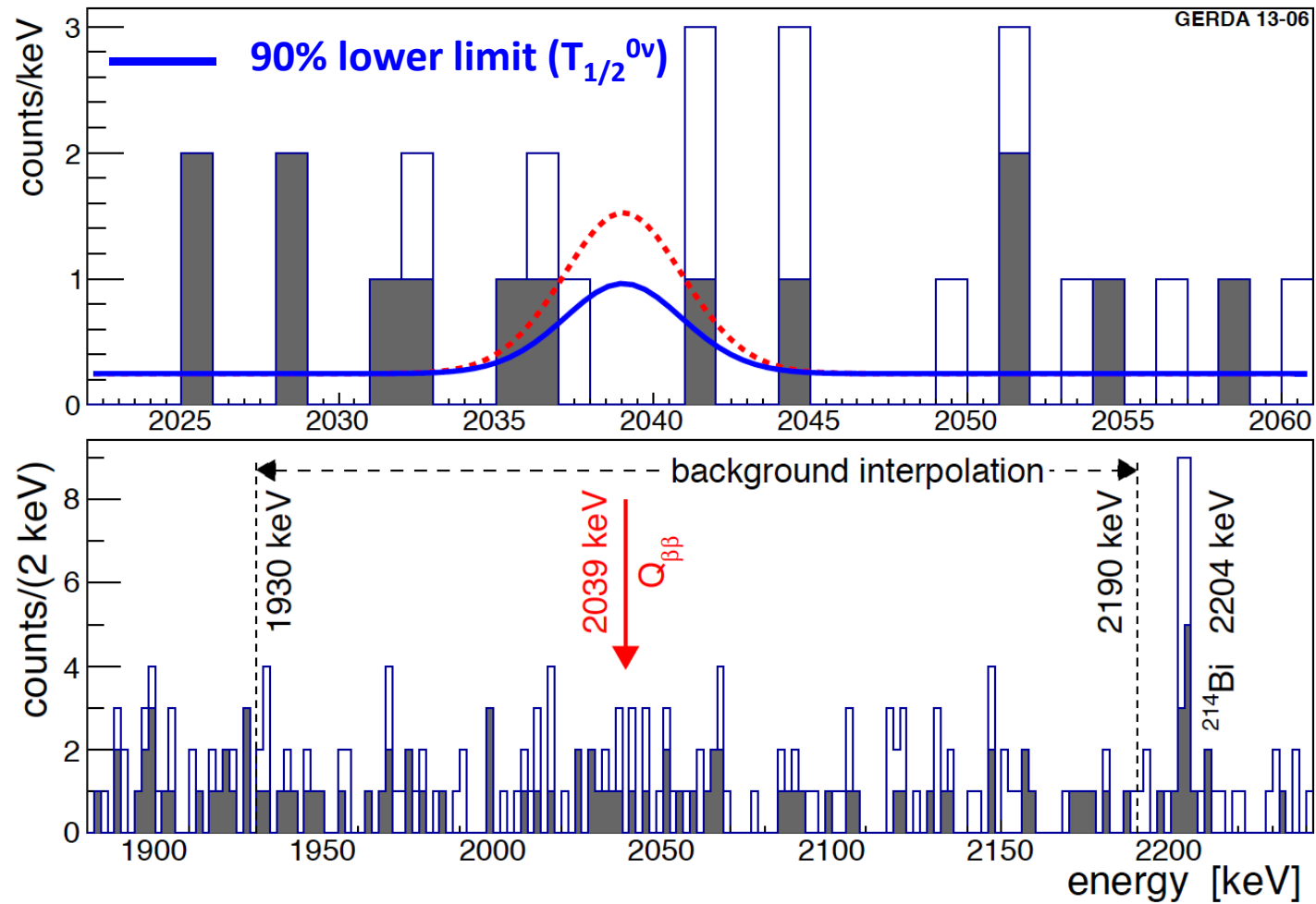
- Flat prior for $1/T$
- Posterior distribution for $T_{1/2}^{0\nu}$
- Best fit: $N^{0\nu} = 0$
- 90% credible interval: $T_{1/2}^{0\nu} > 1.9 \cdot 10^{25}$ yr
- Median sensitivity: (90% C.I.): $> 2.0 \times 10^{25}$ yr

Systematics folded: limit weakened by 1.5%

Comparison with Phys. Lett. B 586 198 (2004) claim

PRL 111 (2013) 122503

--- Claim: $T_{1/2}^{0\nu} = 1.19 \times 10^{25}$ (Phys. Lett. B 586 198 (2004))

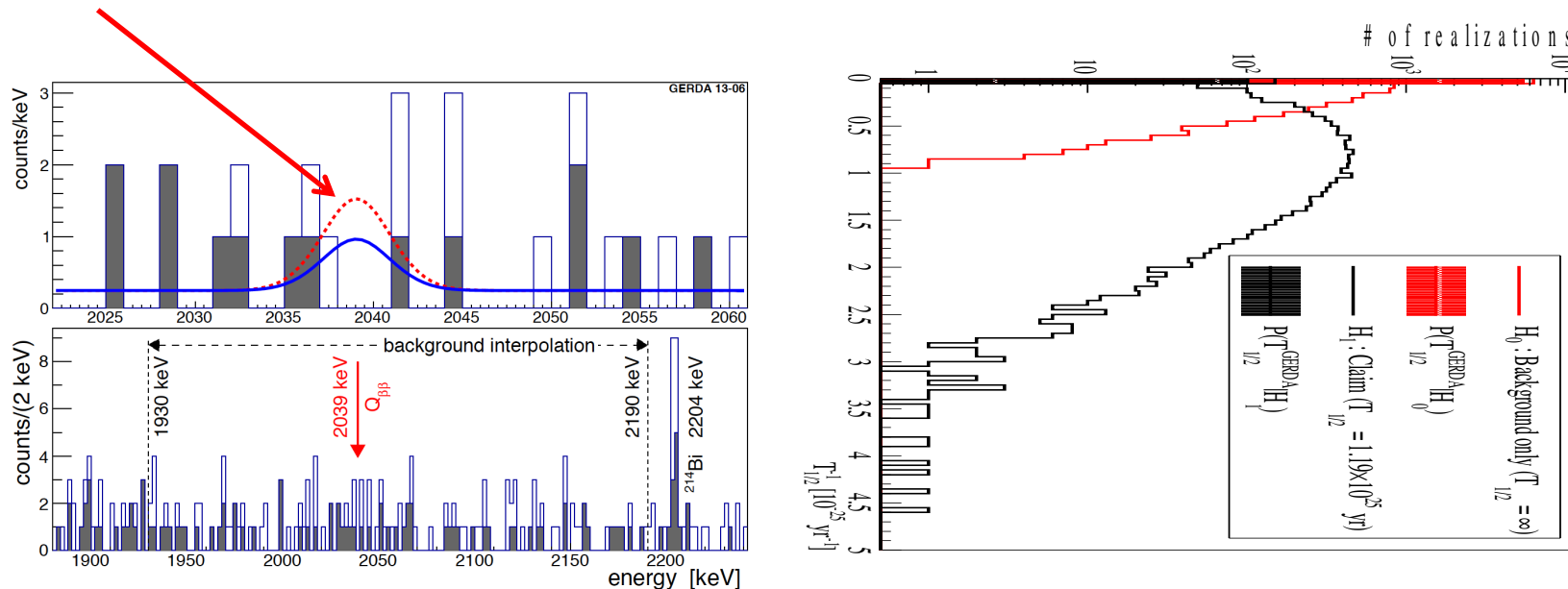


Comparison with Phys. Lett. B 586 198 (2004) claim

PRL 111 (2013) 122503

Expectation for claimed $T_{1/2}^{0\nu} = 1.19 \times 10^{25}$ yr (Phys. Lett. B 586 198 (2004)):

5.9 ± 1.4 signal over 2.0 ± 0.3 bgd in $\pm 2\sigma$ energy window to be compared with 3 cts (0 in $\pm 1\sigma$)



H0: background only

H1: claimed signal plus background

Bayes factor: $P(H1)/P(H0) = 0.024$

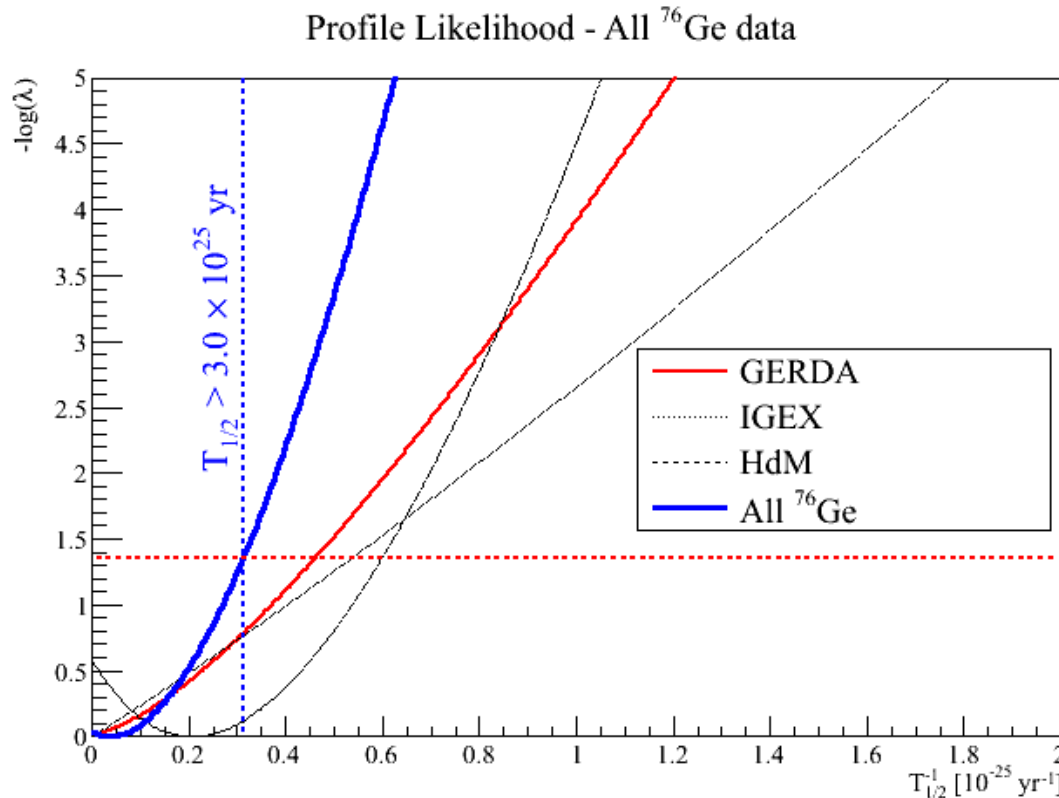
p-value from profile likelihood

$P(N=0 | H1) = 0.01$ (0.006 if $1/T$ unconstrained)

➔ Claim refuted with high probability

Combined analysis with HdM and IGEX experiments

PRL 111 (2013) 122503



HdM: Eur. Phys. J. A 12, 147 (2001)
IGEX: Phys. Rev. D 65, 092007 (2002),
Phys. Rev. D 70 078302 (2004)

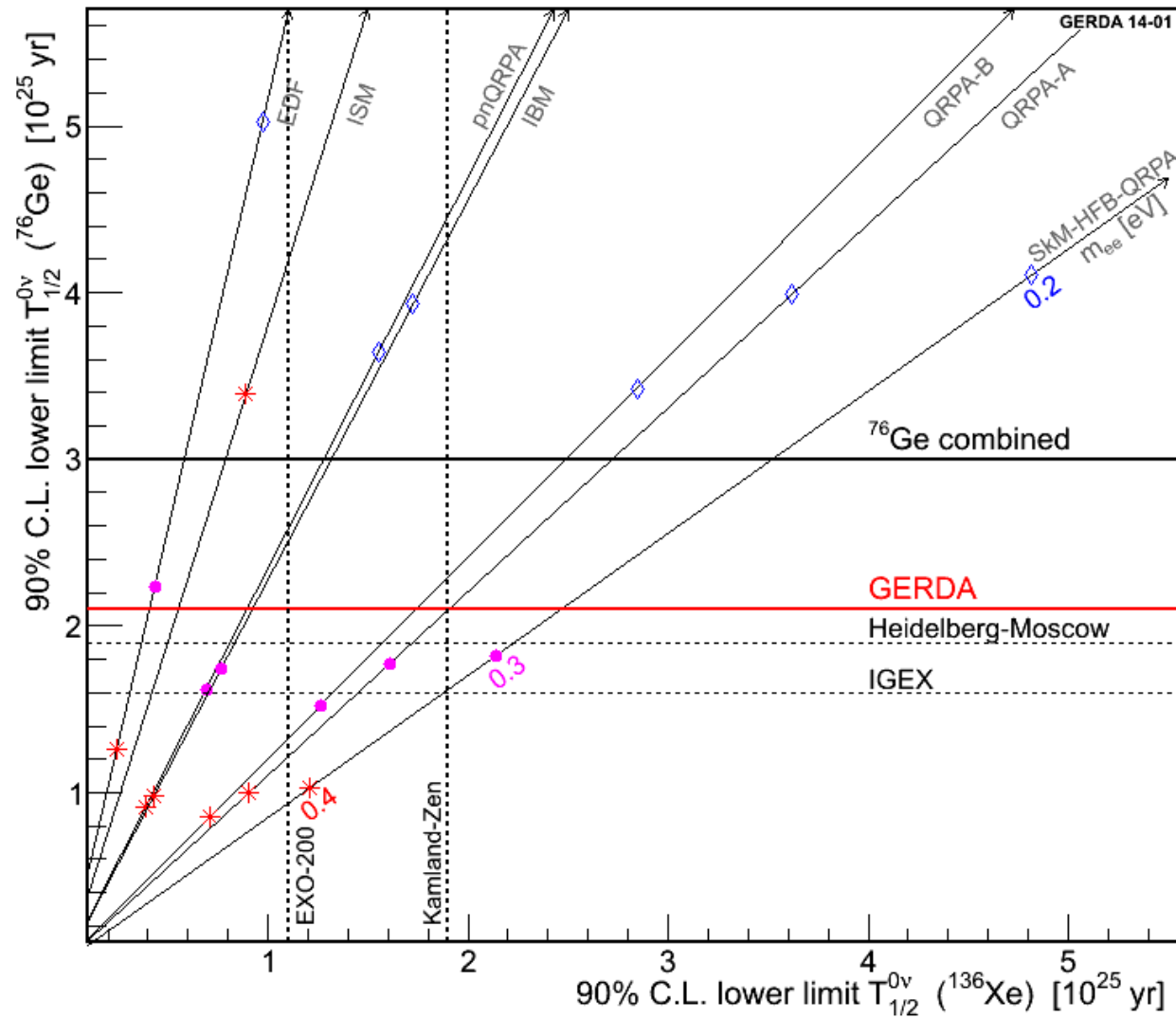
$$T_{1/2}^{0\nu} > 3.0 \cdot 10^{25} \text{ yr} \quad (90\% \text{ C.L.})$$

- Coverage verified with toy MC
- Identical limits with Frequentists & Bayesian analysis

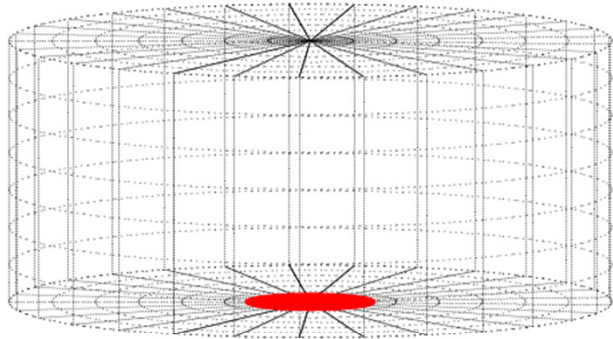
Bayes Factor: $P(H1)/P(H0) = 2 \times 10^{-4}$ strongly disfavors claim

Comparison is independent of NME and of physical mechanism which generates $0\nu\beta\beta$


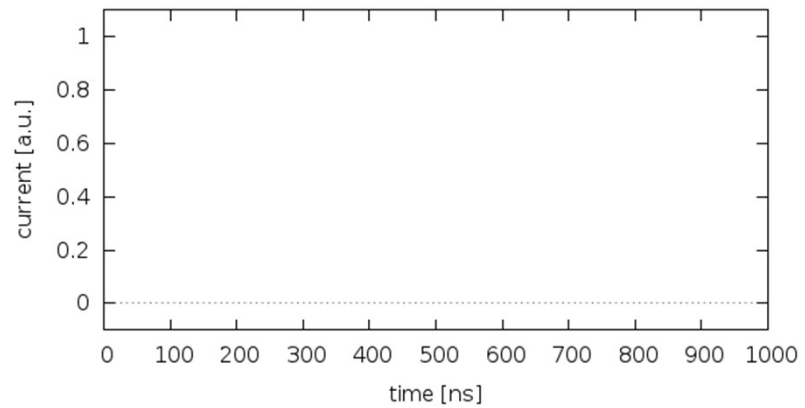
Comparison with the Xenon DBD experiments



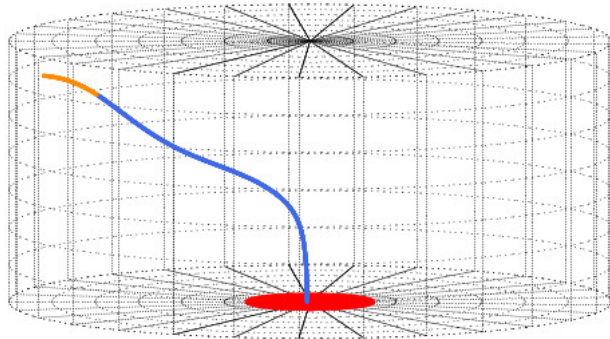
Phase II BEGe detectors: enhanced pulse shape discrimination



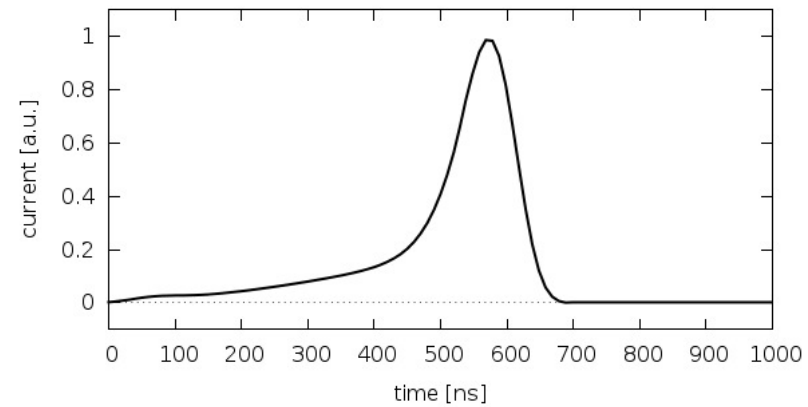
M. Agostini et al.
JINST 6 (2011) P03005



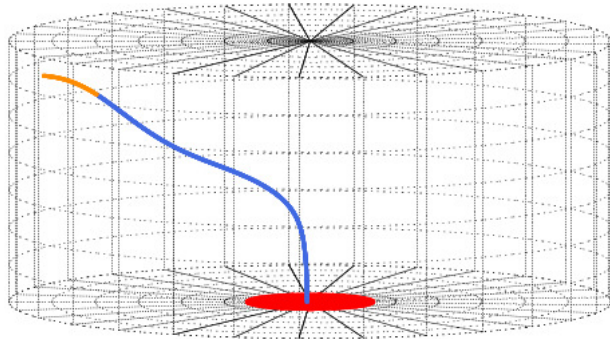
Phase II BEGe detectors: enhanced pulse shape discrimination



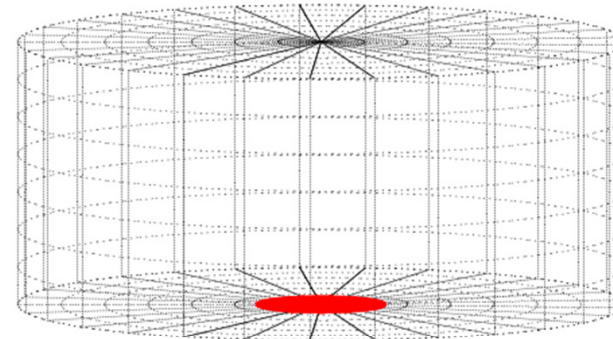
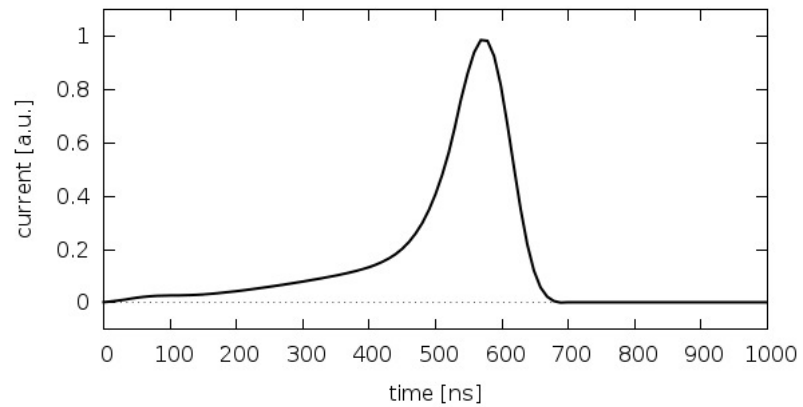
M. Agostini et al.
JINST 6 (2011) P03005



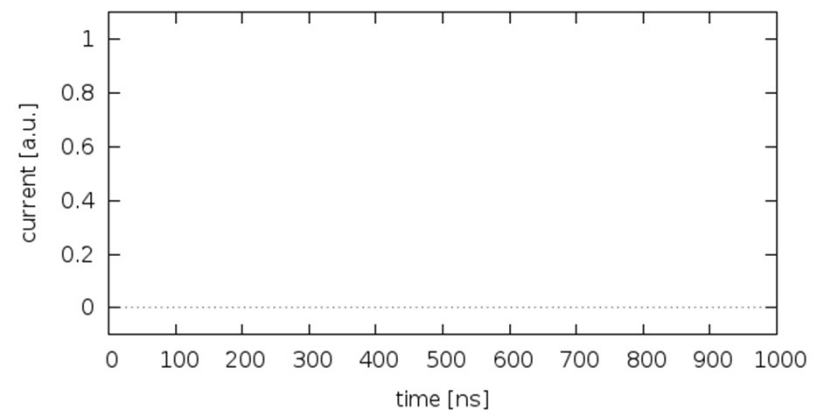
Phase II BEGe detectors: enhanced pulse shape discrimination



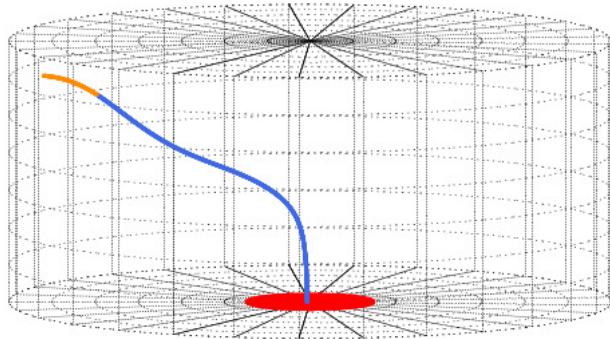
M. Agostini et al.
JINST 6 (2011) P03005



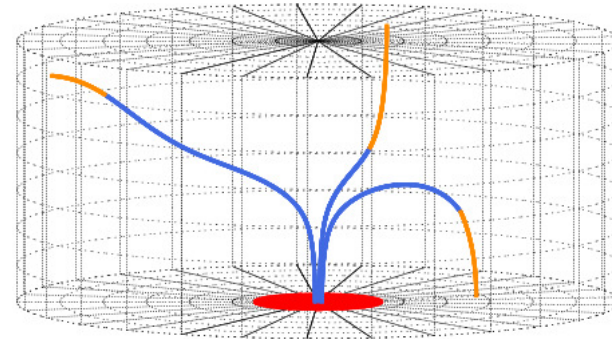
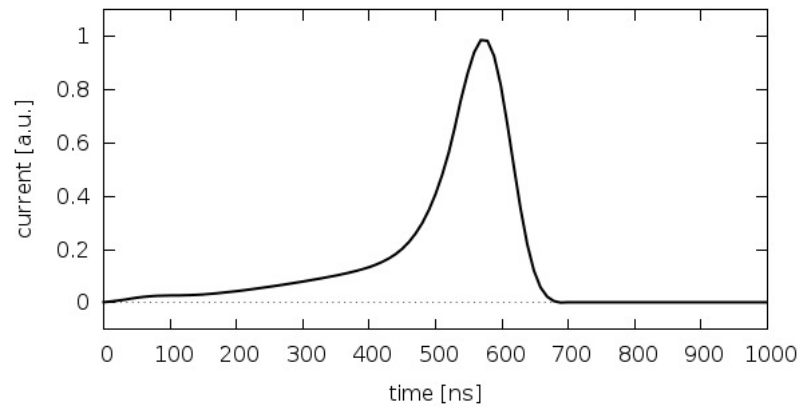
M. Agostini et al.
JINST 6 (2011) P03005



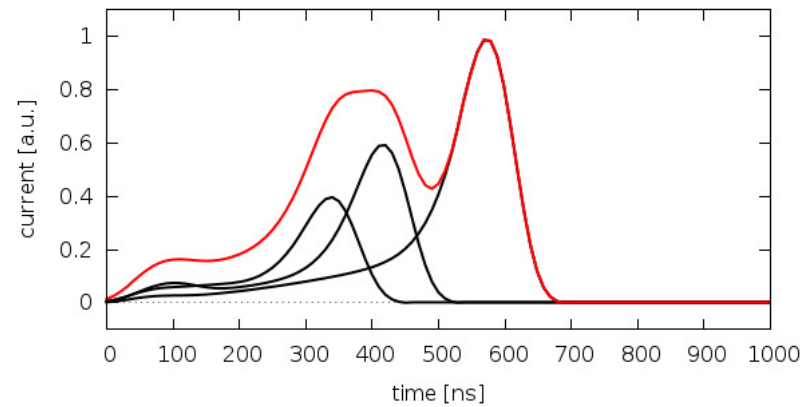
Phase II BEGe detectors: enhanced pulse shape discrimination



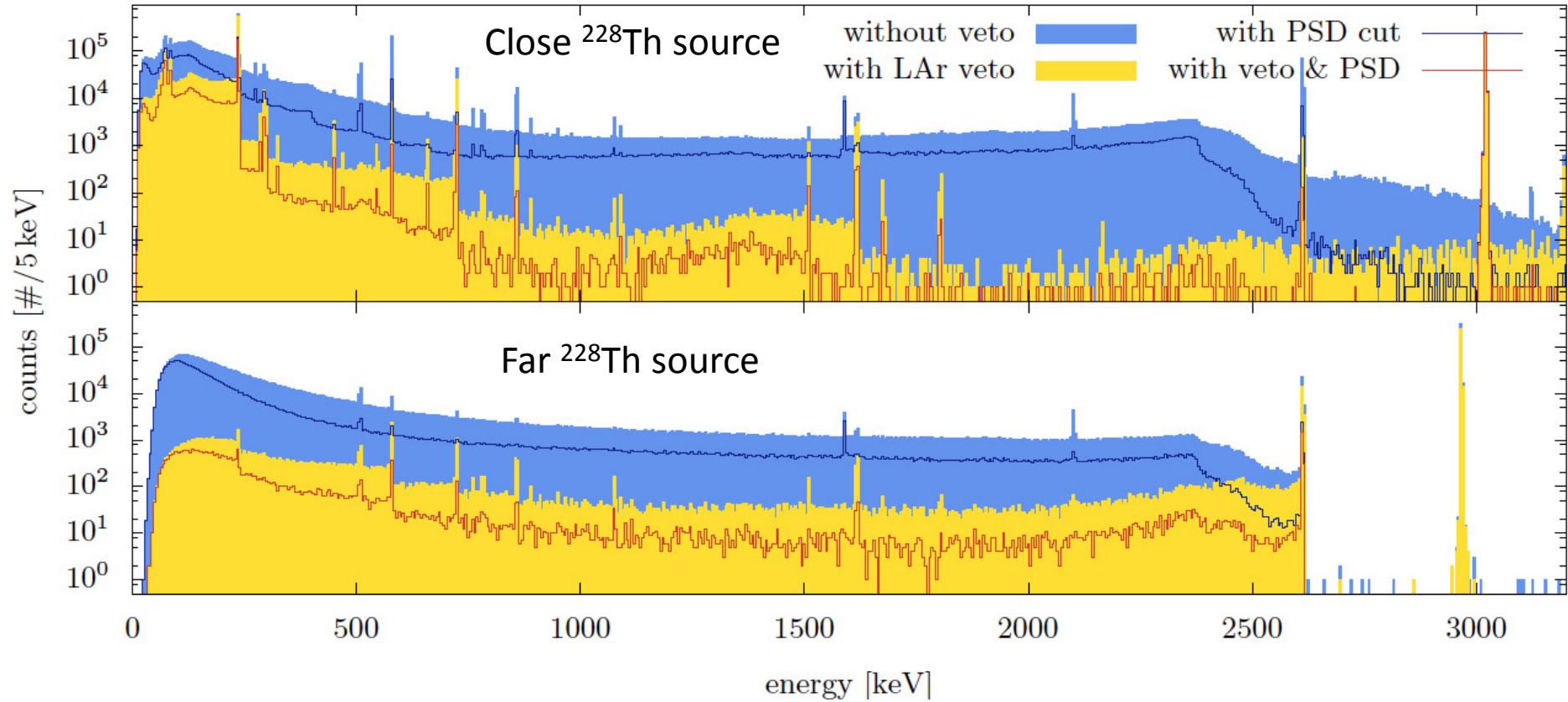
M. Agostini et al.
JINST 6 (2011) P03005



M. Agostini et al.
JINST 6 (2011) P03005



Phase II: Liquid argon instrumentation & BEGe PSD



Suppression factors up to 10^3 at $Q_{\beta\beta}$ achieved in LArGe setup!

Summary Phase I

- **GERDA Phase I design goals reached:**
 - Background index after PSD: 0.01 cts / (keV kg yr)
 - Exposure 21.6 kg yr
- **No $0\nu\beta\beta$ -signal observed at $Q_{\beta\beta} = 2039$ keV; best fit: $N^{0\nu}=0$**
 - Background-only hypothesis H_0 strongly favored
 - Claim strongly disfavored (independent of NME and of leading term)
- **Bayes Factor / p-value:**

GERDA:	$2.4 \times 10^{-2} / 1.0 \times 10^{-2}$
GERDA+IGEX+HdM:	$2 \times 10^{-4} / -$
- **Limit on half-life:**

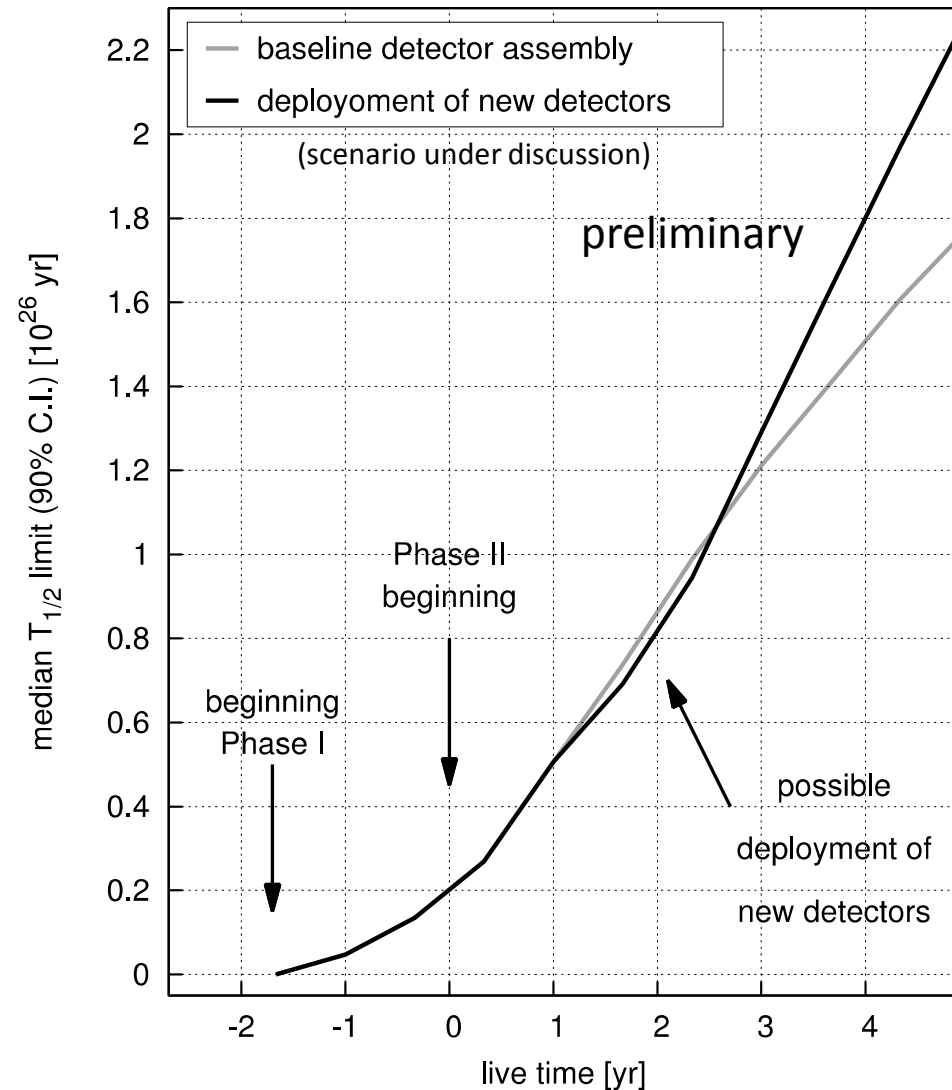
GERDA:	$T_{1/2}^{0\nu} > 2.1 \times 10^{25}$ yr (90% C.L.)
GERDA+IGEX+HdM:	$T_{1/2}^{0\nu} > 3.0 \times 10^{25}$ yr (90% C.L.) ($\langle m_{ee} \rangle < 0.2-0.4$ eV)
- Results reached after only 21.6 kg yr exposure because of **unprecedented low background**: bgd expectations after analysis cuts and correcting for efficiencies: 0.006 cts / (mol yr FWHM) (cf. EXO: 0.044, KL: 0.19)

Transition to Phase II ongoing:

- Increase of target mass (+20 kg; total ≈ 40 kg of Ge detectors)
- New custom made BEGe detectors with enhance pulse shape discrimination
- Liquid argon instrumentation (anti-coincidence veto)
- Background $\leq 10^{-3}$ cts / (keV kg yr)
- Explore $T_{1/2}(0\nu)$ values in the 10^{26} yr range

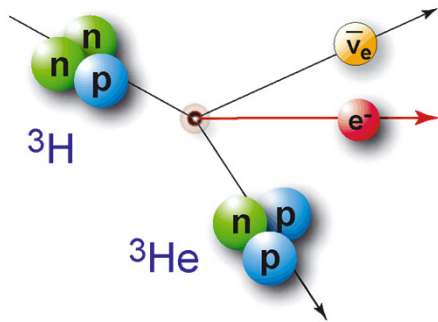
Beyond Phase II:

- Common 1t experiment with Majorana to cover 'inverse mass hierarchy' mass range conceived



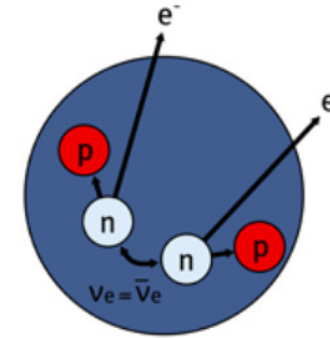
New generation of experiments will provide high sensitive results on ν -mass observables

β -decay



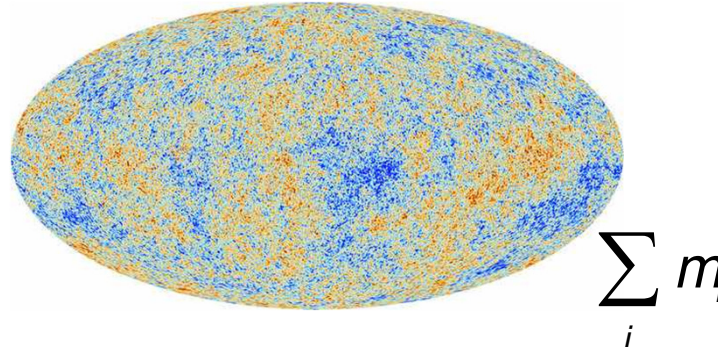
$$m_\beta = \sqrt{\sum_i |U_{ei}|^2 \cdot m_i^2}$$

$0\nu\beta\beta$ -decay



$$\langle m_{\beta\beta} \rangle = \left| \sum_i U_{ei}^2 m_i \right|$$

Cosmology



See next talk (Simon White)