



# Photon identification in double beta-decay experiments using segmented germanium detectors



*Iris Abt, Allen Caldwell, Manuela Jelen, Kevin Kröniger,  
Daniel Lenz, Jing Liu, Xiang Liu, Bela Majorovits, Jens Schubert*

(Max-Planck-Institut für Physik, München)

on behalf of the GERDA collaboration

- Motivation: neutrinoless double beta-decay
- Signal and background signatures
- Analysis chain: electron / photon distinction
- Test stand setup
- Results


## Motivation

- **Search for neutrinoless double beta-decay ( $0\nu\beta\beta$ )**
- Rare, second order weak process
- Information about the nature and mass of the neutrino
- **Low background requirement**
- High detection efficiency needed

## The GERDA experiment

- Search for  $0\nu\beta\beta$ -decay of Ge-76
- Source = detector
- Aim: background of  $10^{-3}$  counts/(kg·keV·y)
- **Gamma-radiation is expected to dominate background**

Tool of choice:  
Array of segmented  
germanium detectors



# Signatures: Signal and Background (Photons)

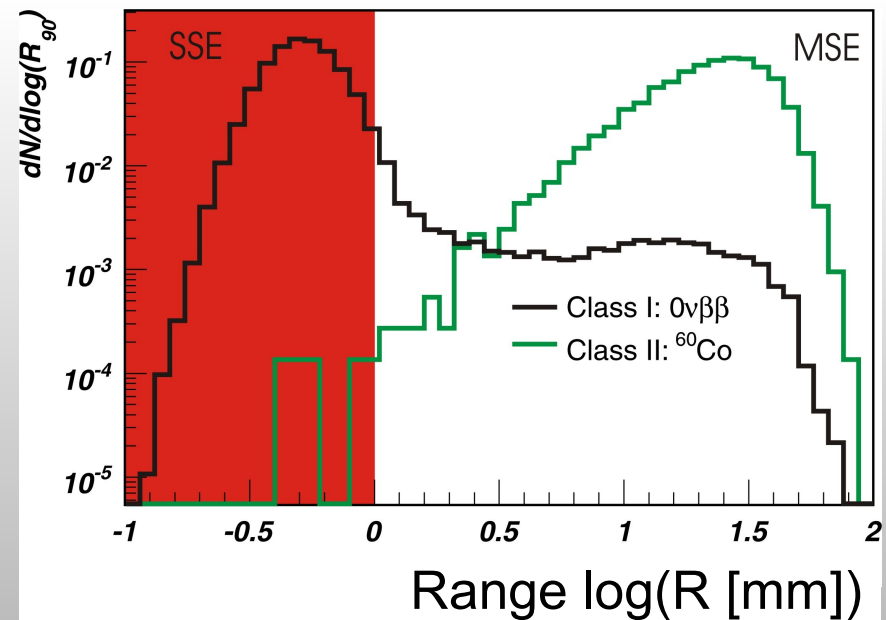
## Signal

- $0\nu\beta\beta$ -decay has two electrons (only) in the final state
- Sum of the kinetic energies at Q-value (2 039 keV for Ge-76)
- Electrons of O(1) MeV have a range of  $\sim 1$  mm in germanium
- **Single-site events**

*Aim: Distinguish between single-site (electrons) and multi-site events (photons)*

## Background (photons)

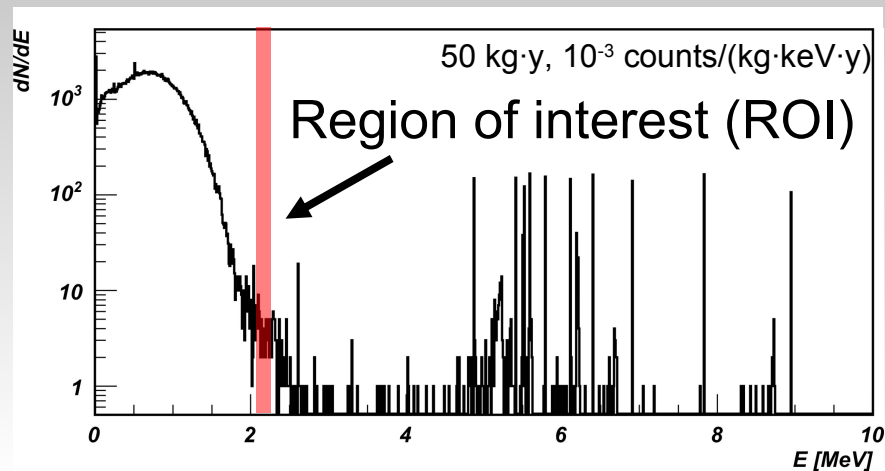
- Photons in the MeV-energy region mostly Compton-scatter
- Mean free path of photons O(1-5) cm in germanium
- **Multi-site events**



# Analysis Chain: Electron / Photon Distinction

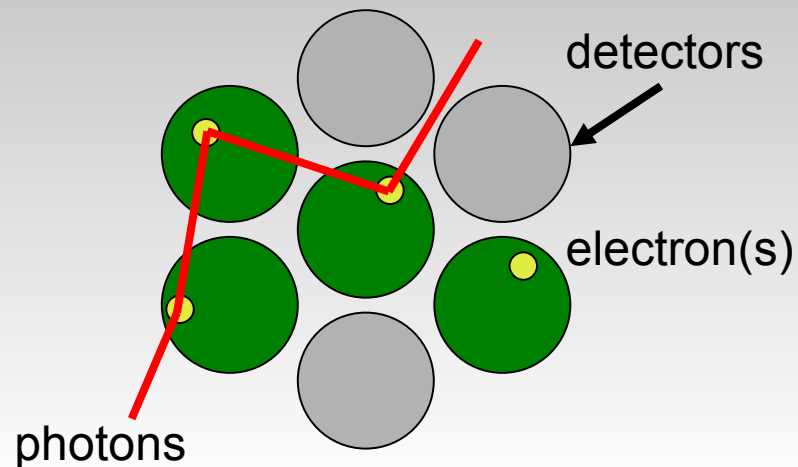
1.

Energy cut



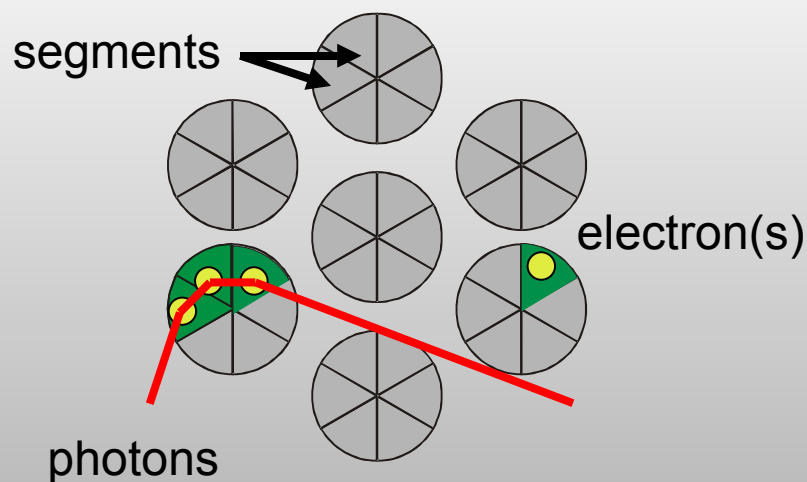
Crystal anti-coincidence

2.



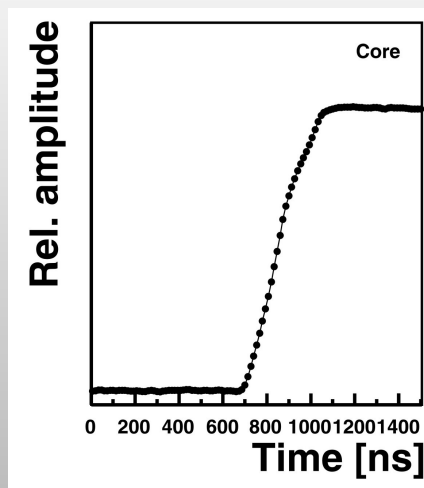
3.

Segment anti-coincidence

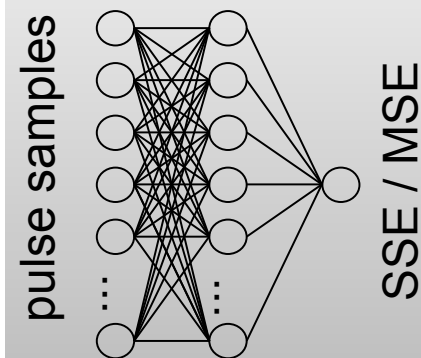


Pulse shape analysis


4.



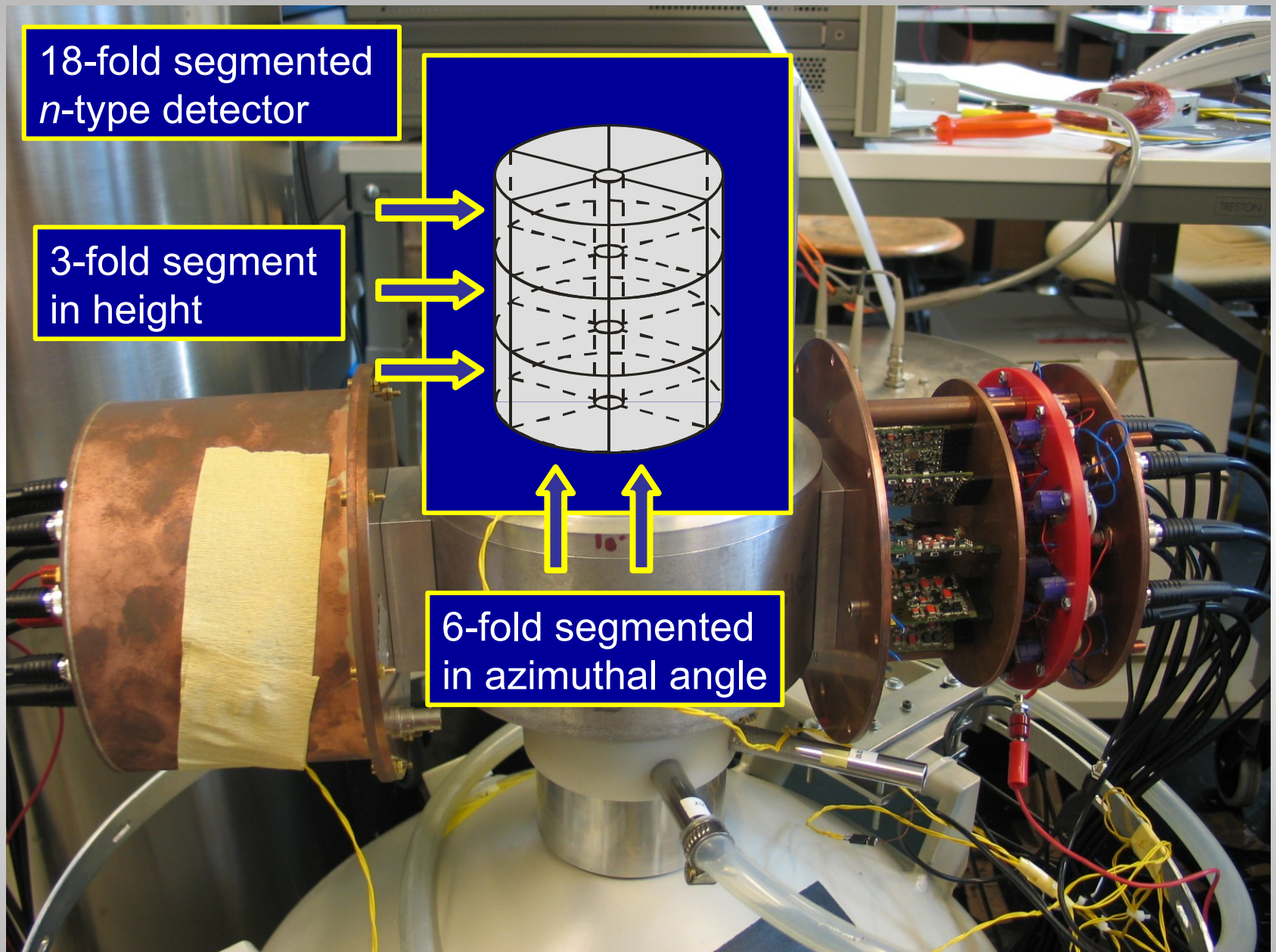
Neural network



# Prototype Detector Setup



# Prototype Detector Setup

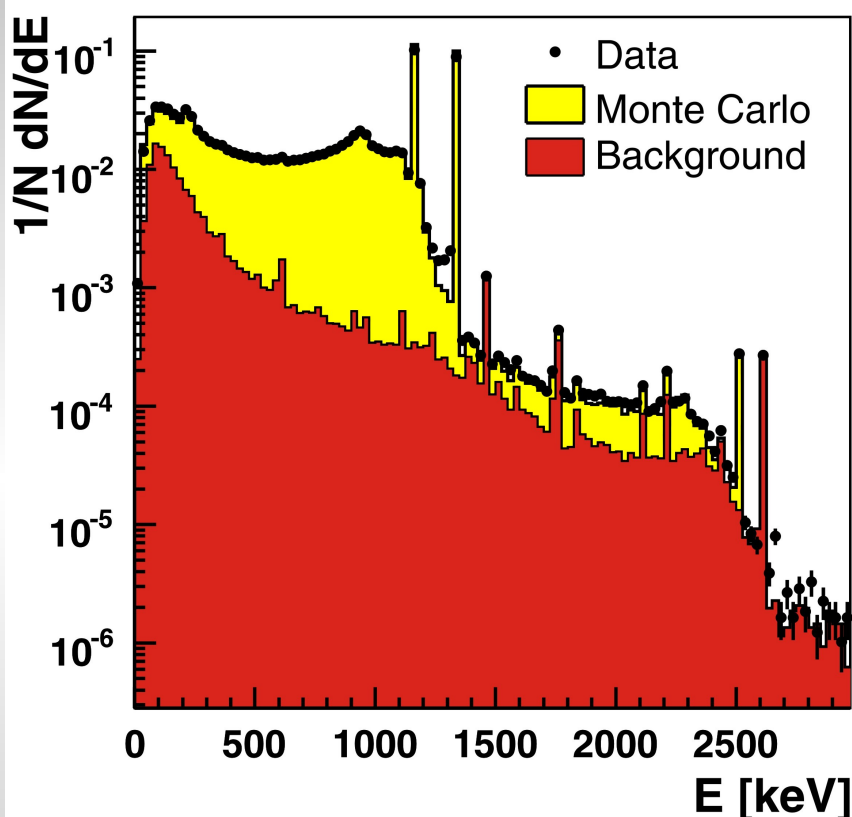


## Test stand / detector characteristics

- 18-fold segmented *n*-type detector (Canberra-France)
- 19 pre-amplifiers (PSC-823C)
- PIXIE-4 read-out and analysis (14-bit, 75 MHz)

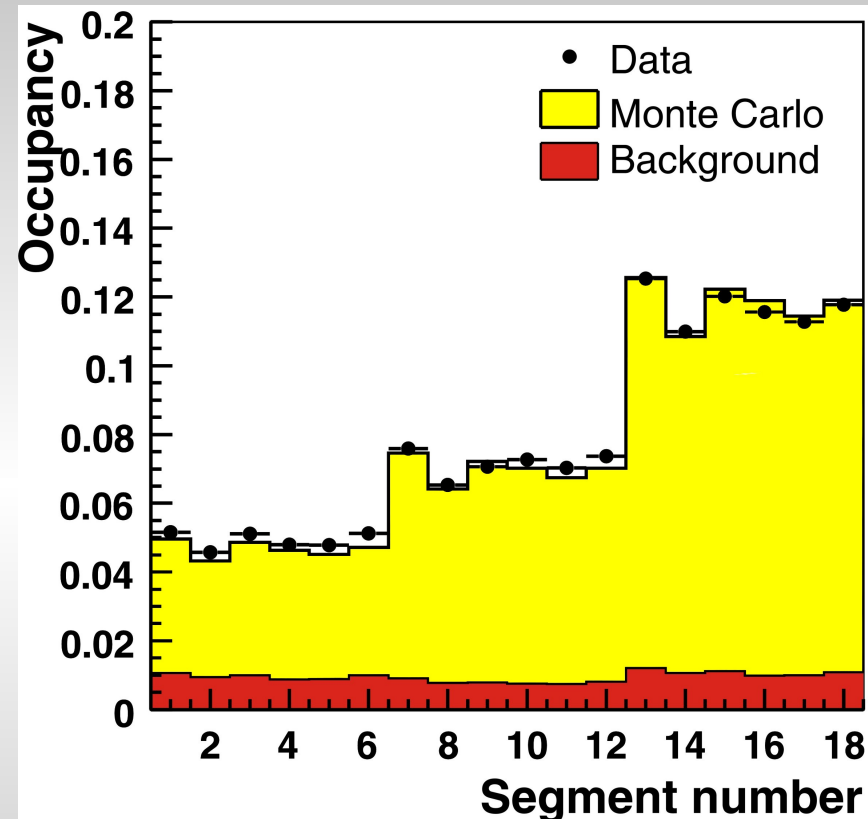
<b>Size</b>	70 mm height, 10 mm / 75 mm inner / outer radius
<b>Mass</b>	1.6 kg
<b>Active volume</b>	302 cm <sup>3</sup>
<b>Segments</b>	6-fold in $\varphi$ , 3-fold in $z$
<b>Operating V</b>	(+)3000 V
<b>Peak to Compton</b>	75.7
<b>FWHM (1.3 MeV)</b>	1.99 keV

## Spectrum of Co-60 source



- Core electrode spectrum
- **Average deviation ~5%**
- Some features not in MC

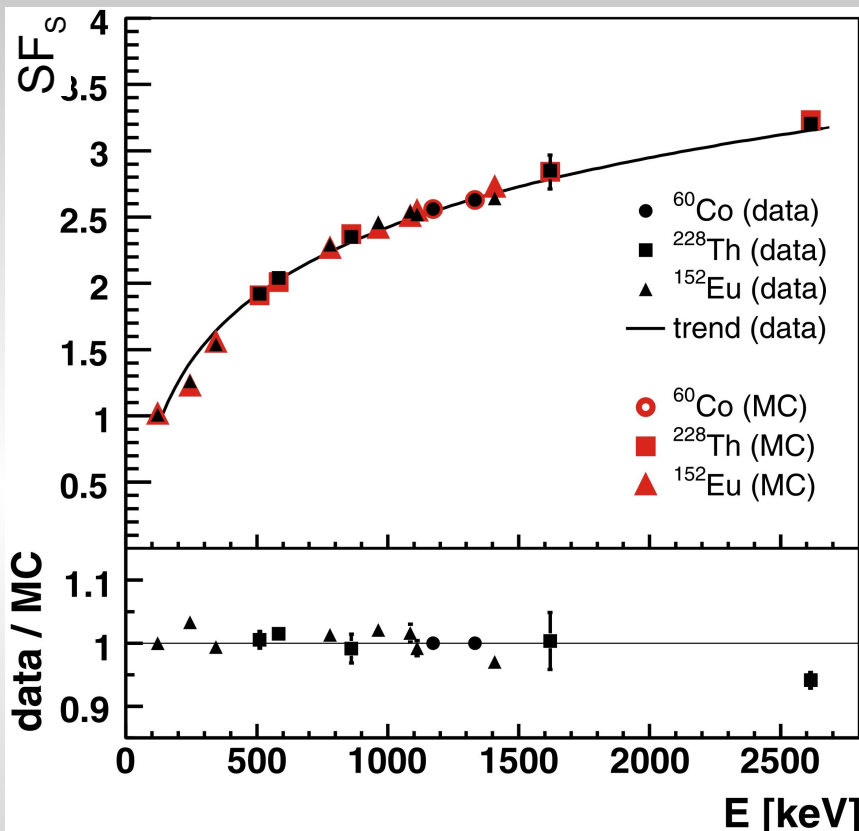
## Segment occupancy



- Substructure due to drift anisotropy of charge carriers
- **Effective model in MC**

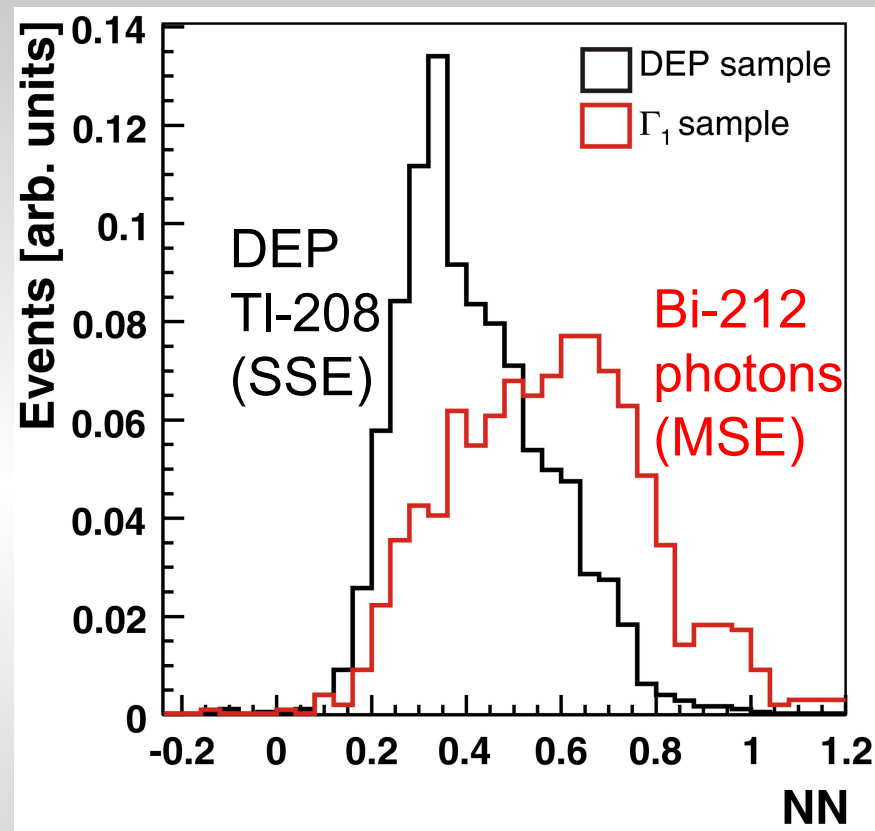


## Segment anti-coincidence



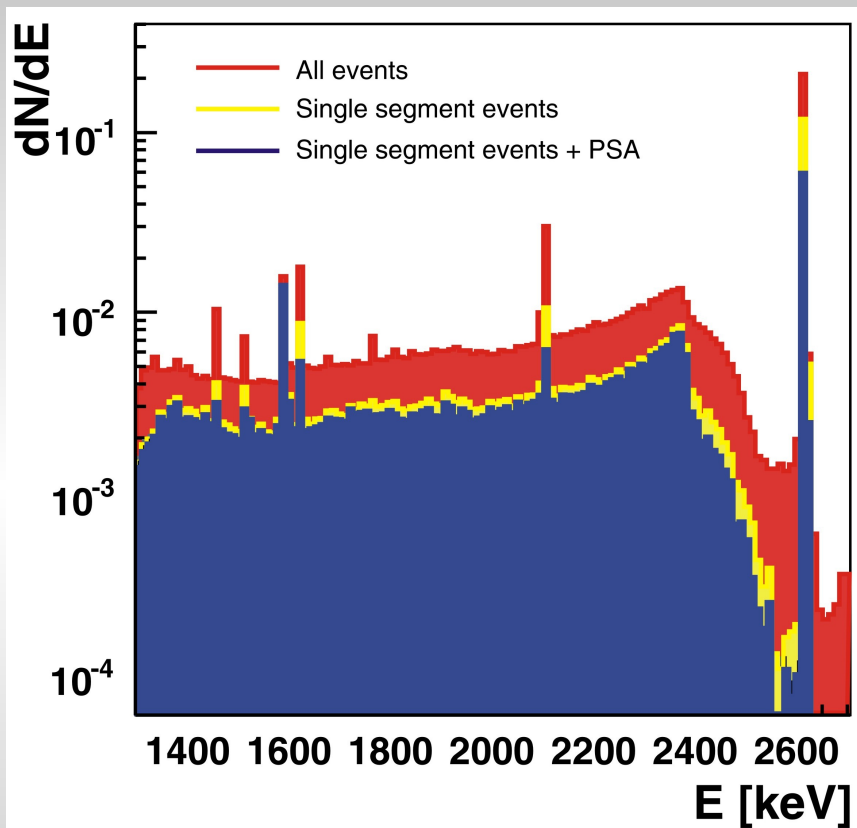
- $SF_s = N(\text{all}) / N(\text{single segment})$
- Geometry dependent

## Pulse shape analysis



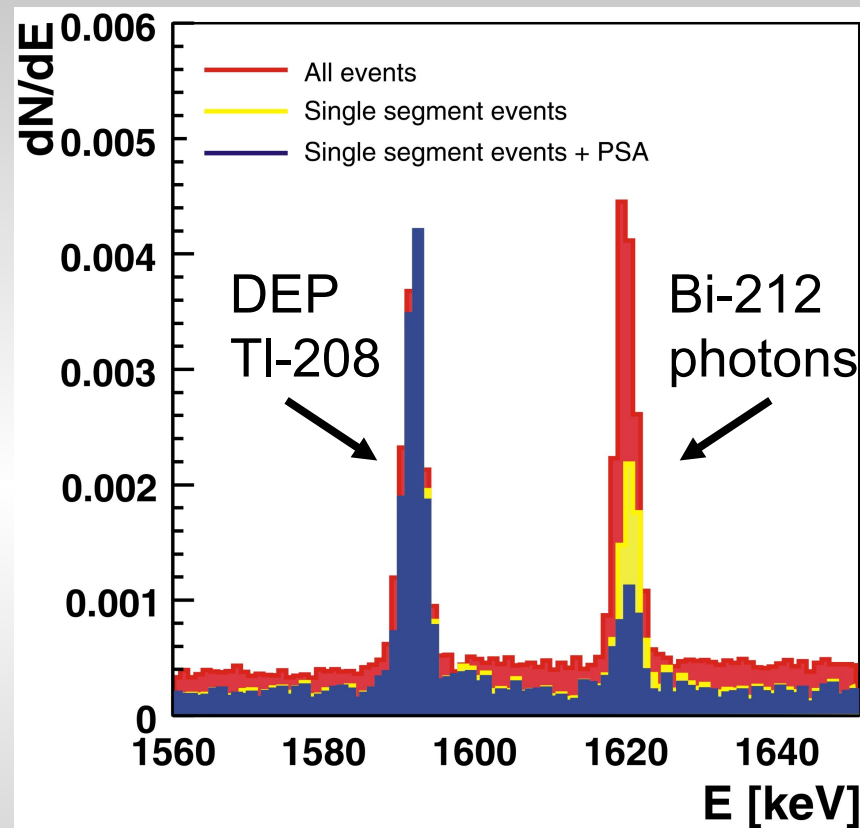
- Neural network output
- Distinction between single-site and multi-site events

## Spectrum of Th-228 source



- Core energy spectrum
- **Segmentation reduces Compton-background in ROI**

## Spectrum (close-up)



- Correct identification of electrons and photons
- **PSA confirms signal**

## Background reduction

Part	Source	SF <sub>c</sub>	SF <sub>s</sub>
Detector	Co-60	3.2 ± 0.1	38.3 ± 1.0
	Ge-68	2.4 ± 0.1	18.0 ± 1.4
Holder	Tl-208	2.2 ± 0.4	4.6 ± 0.9
	Bi-214	2.8 ± 0.5	6.0 ± 1.4
	<b>Co-60</b>	<b>6.7 ± 0.2</b>	<b>157 ± 27</b>
Electronic	Tl-208	1.5 ± 0.3	2.9 ± 0.6

I. Abt *et al.*, Nucl. Instr. and Meth. A **570/3** (2007) 479

- Significant background reduction predicted
- Monte Carlo is proven reliable

## Expected background

Part	10 <sup>-4</sup> counts/(kg·keV·y)
Detector	5
<b>Holder (Cu + Teflon)</b>	<b>12</b>
<b>Cabling</b>	<b>6</b>
Electronics	3
Infrastructure	4
Muon, neutron & co.	2
GERDA	32

- MC triggered redesign of suspension
- New results are pending

- **Double beta-decay opens a window to neutrino properties**
- Experiments place emphasis on background reduction
- Segmented germanium detectors have great potential for distinguishing between electron and photon induced events:
  - **Segment anti-coincidences** → **background reduction**
  - **Pulse shape analysis** → **signal confirmation**
- Prototype detector operational
- **Monte Carlo simulations are reliable**
- Predictions for GERDA background are promising